

THE NETHERLANDS

Household Codebook

Migration and Development: A World in Motion

Maastricht Graduate School of Governance,
Maastricht University

CONTACT INFORMATION:

Maastricht Graduate School of Governance
Migration and Development Project
P.O. Box 616, 6200MD Maastricht, The Netherlands
Phone: + 31 43 388 4650 Fax: + 31 43 388 4864
E-mail: migration-mgsog@maastrichtuniversity.nl



Ministry of Foreign Affairs of the
Netherlands



Maastricht University



Variable name	Variable Label	Answer Categories	Frequency	Percent
A. IDENTIFICATION				
A15	Country of interest	1. Morocco	247	24.2
		2. Ethiopia	351	34.3
		3. Burundi	164	16
		4. Afghanistan	260	25.4
		Total	1022	100
A17	Random selection	1. Random	293	28.7
		2. Non Random	729	71.3
		Total	1022	100
Year	Year of Survey	1. 2010	330	32.3
		2. 2011	692	67.7
		Total	1022	100
A10	Province	1. Limburg	86	8.5
		2. Noord Brabant	149	14.7
		3. Gelderland	131	12.9
		4. Utrecht	56	5.5
		5. Noord Holland	115	11.3
		6. Zuid Holland	410	40.4
		7. Zeeland	0	0
		8. Overijssel	15	1.5
		9. Groningen	33	3.2
		10. Friesland	4	0.4
		11. Drenthe	3	0.3
		12. Flevoland	14	1.4
		Total	1016	100
A11	City	.	2755	73.1
		'S-Gravenhage	1	0
		's-Hertogenbosch	5	0.1
		Aalten	3	0.1
		Alkmaar	1	0
		Almelo	1	0
		Almere	9	0.2
		Amersfoort	15	0.4
		Amersfort	1	0

Variable name	Variable Label	Answer Categories	Frequency	Percent	
		Amstelveen	14	0.4	
		Amsterdam	79	2.1	
		Anna Paulowna	1	0	
		Arnhem	14	0.4	
		Asten	2	0.1	
		Barendrecht	1	0	
		Bergen op Zoom	3	0.1	
		BergenopLoom	1	0	
		Bergshenhoet	1	0	
		Boxmeer	1	0	
		Boxtel	1	0	
		Breda	12	0.3	
		Broekhuizenvorst	1	0	
		Brunen	1	0	
		Bunde	1	0	
		Capelle aan den IJssel	2	0	
		Coevorder	1	0	
		Cuijk	1	0	
		Culemborg	7	0.2	
		Culembourg	1	0	
		De Meern	2	0.1	
		Delft	37	1	
		Delfzijl	2	0.1	
		Den Bosch	3	0.1	
		Den Haag	60	1.6	
		Den Hoorn	2	0.1	
		Deume	2	0.1	
		Deventer	5	0.1	
		Didam	3	0.1	
		Diemen	2	0.1	
		Dongen	1	0	
		Dordrecht	9	0.2	
		Duiven	1	0	
		Echt	1	0	
		Ede	6	0.2	
		Ede-Wageningen	1	0	
		Eindhoven	43	1.1	
		Eindhoven	1	0	
		Elst	1	0	
		Enschede	6	0.2	
		Geldrop	1	0	

Variable name	Variable Label	Answer Categories	Frequency	Percent	
		Geleen-Luttarde	1	0	
		Gemert	1	0	
		Gennep	1	0	
		Gent	1	0	
		Gorinchem	1	0	
		Gouda	6	0.2	
		Groningen	31	0.8	
		Haarlem	4	0.1	
		Hardinxveld-Giessendam	2	0.1	
		Harlem	1	0	
		Heenwarden	1	0	
		Heerde	1	0	
		Heerlen	9	0.2	
		Helmond	3	0.1	
		Hengelo	1	0	
		Hereveen	1	0	
		Hilvarenbeek	1	0	
		Hilversum	3	0.1	
		Honselersdyk	1	0	
		Hoogerheide	1	0	
		Hoogland	1	0	
		Hoogvliet	1	0	
		Howelaken	1	0	
		Ijburg	1	0	
		Ijmuiden	1	0	
		Krimpen aan den IJssel	1	0	
		Landgraaf	1	0	
		Leewarden	1	0	
		Leiden	18	0.5	
		Leiderdorp	3	0.1	
		Leidschendam	1	0	
		Lelystad	4	0.1	
		Loon op Zand	1	0	
		Loosdrecht	1	0	
		Maasluis	1	0	
		Maastricht	40	1.1	
		Margraten	1	0	
		Meppel	1	0	
		Mierlo	3	0.1	
		Nieuwland	1	0	
		Nieuwerkerk ald Ysel	1	0	

Variable name	Variable Label	Answer Categories	Frequency	Percent	
		Nijkerk	2	0.1	
		Nijmegen	11	0.3	
		Nijmegen	2	0.1	
		Nootdorp	1	0	
		Nuenen	1	0	
		Nuland	1	0	
		Oegstgeest	1	0	
		Oisterwijk	1	0	
		Ommoord	1	0	
		Oosterhaut	2	0.1	
		Oosterhoud	1	0	
		Oosterhout	10	0.3	
		Oss	3	0.1	
		Pijnacker	1	0	
		Pumerend	1	0	
		Purmerend	1	0	
		Reuver	3	0.1	
		Ridderkerk	1	0	
		Rijkswijk	1	0	
		Rijnsburg	2	0.1	
		Rijswyk	1	0	
		Roermond	8	0.2	
		Roosendaal	3	0.1	
		Rosendaal	1	0	
		Rotterdam	1	0	
		Rotterdam	118	3.1	
		Rouveen	1	0	
		Schagen	3	0.1	
		Schiedam	1	0	
		Sittard	1	0	
		Sittard-Geelen	2	0.1	
		Sleen	1	0	
		Someren	1	0	
		Steyl	1	0	
		Swalmen	1	0	
		Sweikhuizen	1	0	
		Tegelen	1	0	
		Teteringen	1	0	
		Tetringen	1	0	
		The Hague	98	2.6	
		Tiel	3	0.1	

Variable name	Variable Label	Answer Categories	Frequency	Percent	
		Tilburg	27	0.7	
		Tillburg	1	0	
		Uden	1	0	
		Urk	1	0	
		Utrecht	26	0.7	
		Utrecht (Kanaleneiland)	1	0	
		Vaals	1	0	
		Valkenswaard	1	0	
		Varsseveld	1	0	
		Veenendaal	2	0.1	
		Veldhoven	4	0.1	
		Velp	3	0.1	
		Venlo	5	0.1	
		Venray	1	0	
		Vijf Huizen	1	0	
		Vijfhuizen	1	0	
		Voorburg	4	0.1	
		Voorhout	3	0.1	
		Vovburg	1	0	
		Wageningen	63	1.7	
		Wassenaar	1	0	
		Wateringen	1	0	
		Weert	5	0.1	
		Westbroek	1	0	
		Westervoort	1	0	
		Winkel	2	0.1	
		Ypeuburg	1	0	
		Zaandam	4	0.1	
		Zaltbommel	4	0.1	
		Zeewolde	1	0	
		Zeist	4	0.1	
		Zieuwent	1	0	
		Zoetermeer	12	0.3	
		Zoetevueer	1	0	
		Zuidland	1	0	
		Zutphen	1	0	
		Zwolle	2	0.1	
		Total	3767	100	
C. HOUSEHOLD INFORMATION GENERAL INFORMATION:					

Variable name	Variable Label	Answer Categories	Frequency	Percent		
C1	Relationship to main respondent	1. Main respondent	1022	37.2		
		2. Spouse/partner	401	14.6		
		3. Son/daughter	988	36.1		
		4. Father/mother	144	5.2		
		5. Brother/sister	155	5.6		
		6. Son-in-law/daughter-in-law	2	.1		
		7. Father-in-law/mother-in-law	1	.0		
		8. Grandfather/grandmother	4	.1		
		9. Grandson/granddaughter	6	.2		
		10. Cousin	7	.3		
		11. Other relative	15	.3		
		12. Unrelated (friend/acquaintance)	0	.0		
		13. Paid helper/staff/servant of household	0	.0		
		Total	2745	100.0		
C2	Gender	1. Male	1382	50.5		
		2. Female	1354	49.5		
		Total	2736	100		
Variable Name	Variable Label	Frequency	Minimum	Maximum	Mean	SD
C3	Year of birth	2631	1924	2011.0	1982	17.1
C4	Marital status	1. Single	1585	58.1		
		2. Married	958	35.1		
		3. Widowed	45	1.7		
		4. Separated	28	1.0		
		5. Divorced	61	2.2		
		6. Cohabiting	44	1.6		
		7. Engaged	5	.2		
		Total	2726	100.0		
C5	Country of birth	.	1033	27.4		
		Afghanistan	697	18.5		
		Azerbaijan	1	.0		
		Belgium	3	.1		
		Brazil	1	.0		
		Burundi	261	6.9		
		Congo	7	.2		

Variable name	Variable Label	Answer Categories	Frequency	Percent
		Denmark	1	.0
		Eritrea	1	.0
		Ethiopia	462	12.3
		France	1	.0
		Germany	1	.0
		Iran	6	.2
		Iraq	2	.1
		Kenya	1	.0
		Morocco	426	11.3
		Pakistan	2	.1
		Poland	1	.0
		Russia	6	.2
		Rwanda	1	.0
		Somalia	2	.1
		South Africa	1	.0
		Spain	2	.1
		Sudan	3	.1
		Suriname	1	.0
		Tanzania	7	.2
		The Netherlands	832	22.1
		USA	2	.1
		Uzbekistan	3	.1
		Total	3767	100.0
Cbirth	Country of birth (categorical)	1. Morocco	426	15.6
		2. The Netherlands	832	30.4
		3. Afghanistan	697	25.5
		4. Ethiopia	462	16.9
		5. Burundi	261	9.5
		6. Other western country	11	.4
		7. Other non-western country	45	1.6
		Total	2734	100.0
C6	City of birth	's-Hertogenbosch	25	.7
		Addis Ababa	167	4.4

Variable name	Variable Label	Answer Categories	Frequency	Percent	
		Adoua	1	.0	
		Aduz	1	.0	
		Adwa	1	.0	
		Aferkat	1	.0	
		Afghanistan	1	.0	
		Agadir	9	.2	
		Agarfa	1	.0	
		Ahl Dades	2	.1	
		Ain Zohra	5	.1	
		Ainmlonimathar	1	.0	
		Ait Ali	1	.0	
		Ait Kamra	2	.1	
		Ajdir	2	.1	
		Ajo	1	.0	
		Aklim	3	.1	
		Akobo	1	.0	
		Al Hoceima	31	.8	
		Alamata	6	.2	
		Alemegena	1	.0	
		Algers	1	.0	
		Alkmaar	1	.0	
		Almere	4	.1	
		Ambo	5	.1	
		Amersfoort	12	.3	
		Amlawah	3	.1	
		Amstelveen	11	.3	
		Amsterdam	117	3.1	
		Angooi	1	.0	
		Antwerpen	1	.0	
		Aramba	1	.0	
		Arba Minch	1	.0	
		Arbil	1	.0	
		Arnhem	3	.1	
		Arsi	1	.0	
		Aruit	1	.0	
		Asana	1	.0	
		Asella	7	.2	
		Asilah	2	.1	
		Asmara	10	.3	
		Assen	2	.1	
		Awassa	13	.3	

Variable name	Variable Label	Answer Categories	Frequency	Percent	
		Axum	3	.1	
		Azlaf	1	.0	
		Azrou	1	.0	
		Bab Berrad	4	.1	
		Baghdad	1	.0	
		Baghlan	5	.1	
		Bahir Dar	14	.4	
		Bajaur	1	.0	
		Baku	1	.0	
		Bale	7	.2	
		Balkh	7	.2	
		Bamyan	2	.1	
		Bati	1	.0	
		Baylyan	1	.0	
		Belene	1	.0	
		Beni Abdallah	1	.0	
		Beni Berchikir	1	.0	
		Beni Boughafer	1	.0	
		Beni Delicllek	1	.0	
		Beni Hazem	1	.0	
		Beni Oulichek	1	.0	
		Beni Said	9	.2	
		Beni Tayeb	1	.0	
		Benisidel	1	.0	
		Bergen op Zoom	5	.1	
		Berkane	8	.2	
		Blekens	1	.0	
		Bnihhaled	1	.0	
		Bnirzine	2	.1	
		Breda	15	.4	
		Bri Sihad	1	.0	
		Bubanza	4	.1	
		Bugunga	1	.0	
		Bujumbura	145	3.8	
		Bukavu	2	.1	
		Bukeye	1	.0	
		Bururi	5	.1	
		Butajira	1	.0	
		cannot read	1	.0	
		Capelle aan den IJse	1	.0	
		Cartum	2	.1	

Variable name	Variable Label	Answer Categories	Frequency	Percent	
		Casablanca	19	.5	
		Charekar	2	.1	
		Chefchaouen	2	.1	
		Cibitoke	4	.1	
		Cogar	1	.0	
		Culemborg	8	.2	
		Debre Berhan	6	.2	
		Debre Moye	1	.0	
		Debre Tabor	1	.0	
		Debre Zeyit	3	.1	
		Debub	2	.1	
		Deder	1	.0	
		Delft	17	.5	
		Delfzijl	1	.0	
		Den Haag	16	.4	
		Dessie	4	.1	
		Deventer	5	.1	
		Dilla	6	.2	
		Dire Dawa	11	.3	
		Dmuro	1	.0	
		Dorb	2	.1	
		Dordrecht	4	.1	
		Driouch	7	.2	
		Ede	5	.1	
		Eindhoven	36	1.0	
		El Ayoun	1	.0	
		El Hajeb	2	.1	
		Emmelon	1	.0	
		Enschede	1	.0	
		Faryab	1	.0	
		Fes	9	.2	
		Fihoteselam	1	.0	
		Fioualait	1	.0	
		Fourijama	2	.1	
		Frunze	1	.0	
		Gedo	2	.1	
		Geldrop	3	.1	
		Geleen	5	.1	
		Genbi	2	.1	
		Gennep	2	.1	
		Gent	1	.0	

Variable name	Variable Label	Answer Categories	Frequency	Percent	
		Gerona	1	.0	
		Ghazni	5	.1	
		Ghimbi	1	.0	
		Ghorband	2	.1	
		Gimma	1	.0	
		Ginechi	1	.0	
		Ginnir	1	.0	
		Gintebert	1	.0	
		Gitega	12	.3	
		Goba	1	.0	
		Gode	1	.0	
		Goggam	1	.0	
		Gondar	20	.5	
		Gondazimio	1	.0	
		Gorinchem	4	.1	
		Gouda	7	.2	
		Groenlo	1	.0	
		Groningen	18	.5	
		Guara Muleta	1	.0	
		Guelmim	1	.0	
		Guercif	1	.0	
		Gulbahar	2	.1	
		Haarlem	2	.1	
		Halwi	1	.0	
		Harar	14	.4	
		Harargie	2	.1	
		Harat	2	.1	
		Hattem	1	.0	
		Hawassa	2	.1	
		Hawzen	1	.0	
		Heerlen	9	.2	
		Helmand	5	.1	
		Helmari	1	.0	
		Hengelo	1	.0	
		Herat	45	1.2	
		Herena	1	.0	
		Hilvarenbeek	1	.0	
		Hilversum	4	.1	
		Hoogeveen	3	.1	
		Hossana	10	.3	
		Hyakiburi	1	.0	

Variable name	Variable Label	Answer Categories	Frequency	Percent	
		Ijarouanou	1	.0	
		Ilakiren	2	.1	
		Imzouren	1	.0	
		Interieur	1	.0	
		Izakiren	2	.1	
		Jabal Saraj	1	.0	
		Jalalabad	17	.5	
		Jijiga	1	.0	
		Jimma	3	.1	
		Johannesburg	1	.0	
		Juba Sidama	1	.0	
		Kabamba	1	.0	
		Kabezi	1	.0	
		Kabul	431	11.4	
		Kamenge	1	.0	
		Kandahar	15	.4	
		Kanyosha	1	.0	
		Kartum	1	.0	
		Karuzi	1	.0	
		Kassita	1	.0	
		Kayanza	12	.3	
		Kebdana	1	.0	
		Keber Gent	1	.0	
		Kebla	1	.0	
		Kenitra	2	.1	
		Keren	2	.1	
		Kerkrade	1	.0	
		Khanabad	1	.0	
		Kharbed	7	.2	
		Khemisset	1	.0	
		Khogyani	7	.2	
		Khost	16	.4	
		Kibondo	2	.1	
		Kibre Mengist	1	.0	
		Kigali	1	.0	
		Kiganda	1	.0	
		Kinanira	1	.0	
		Kinshasa	1	.0	
		Kinyinya	1	.0	
		Kirundo	2	.1	
		Knitera	1	.0	

Variable name	Variable Label	Answer Categories	Frequency	Percent	
		Kohistan	1	.0	
		Kombolcha	1	.0	
		Kopenhagen	1	.0	
		Korem	1	.0	
		Kotele	1	.0	
		Krosno	1	.0	
		Ksar el-Kebir	1	.0	
		Ksar es-Seghir	1	.0	
		Kunar	1	.0	
		Kunduz	13	.3	
		Lagman	6	.2	
		Lalibela	1	.0	
		Lazir	1	.0	
		Leeuwarden	6	.2	
		Leiden	10	.3	
		Leiderdorp	1	.0	
		Leidschendam	1	.0	
		Lelystad	5	.1	
		Lendas	1	.0	
		Logar	3	.1	
		Maastricht	10	.3	
		Mageyo	1	.0	
		Makamba	3	.1	
		Makebuko	1	.0	
		Marar	2	.1	
		Marrakech	1	.0	
		Mashad	3	.1	
		Masisi	1	.0	
		Mazar-i-Sharif	25	.7	
		Meerssen	1	.0	
		Mehal Meda	1	.0	
		Mekelle	9	.2	
		Meknes	12	.3	
		Mendtesa	1	.0	
		Meppel	1	.0	
		Merta	1	.0	
		Metalsa	4	.1	
		Mettu	1	.0	
		Mezgutem	1	.0	
		Midar	9	.2	
		Mierle	1	.0	

Variable name	Variable Label	Answer Categories	Frequency	Percent	
		Minago	8	.2	
		Mirna	1	.0	
		Mojo	1	.0	
		Morocco	1	.0	
		Moscow	2	.1	
		Mpanda	2	.1	
		Mpinga-Kayove	1	.0	
		Murambi	1	.0	
		Muramvya	3	.1	
		Musongari	1	.0	
		Muyinga	1	.0	
		Mwaro	2	.1	
		Nador	96	2.5	
		Nairobi	1	.0	
		Nangarhar	4	.1	
		Nazret	14	.4	
		Negele	1	.0	
		Nekempte	1	.0	
		Ngara	1	.0	
		Ngozi	6	.2	
		Nieuwegein	1	.0	
		Nijmegen	7	.2	
		Nimroz	1	.0	
		Nkwanza	4	.1	
		North Shewa	1	.0	
		Ntega	2	.1	
		Nyabiruba	1	.0	
		Nyanza Lac	3	.1	
		Oegstgeest	1	.0	
		Oosterhout	2	.1	
		Oromia	1	.0	
		Oruzgan	1	.0	
		Oss	1	.0	
		Ouarzazate	6	.2	
		Oudzam	1	.0	
		Ouezzane	1	.0	
		Oujda	9	.2	
		Pakwan	1	.0	
		Pansjer	1	.0	
		Paramaribo	1	.0	
		Paris	1	.0	

Variable name	Variable Label	Answer Categories	Frequency	Percent	
		Parvan	6	.2	
		Pol-e Chomri	2	.1	
		Qom	1	.0	
		Qveelif	2	.1	
		Rabat	9	.2	
		Rachidia	1	.0	
		Raciborz	1	.0	
		Reuver	2	.1	
		Roadie	1	.0	
		Roermond	20	.5	
		Ronemold	1	.0	
		Roosendaal	6	.2	
		Rotterdam	146	3.9	
		Roumonge	4	.1	
		Rugazi	1	.0	
		Rumonge	6	.2	
		Rusaka	1	.0	
		Ryen	1	.0	
		Safi	2	.1	
		Safrai	1	.0	
		Saidia	3	.1	
		Samarqand	2	.1	
		Sanja	2	.1	
		Sar-e Pol	1	.0	
		Sarubi	2	.1	
		Selale Bokalu	1	.0	
		Selouane	1	.0	
		Sequoia	1	.0	
		Shambu	5	.1	
		Shashamane	2	.1	
		Shatanya	1	.0	
		Sheberghan	1	.0	
		Sheer Khankheyl	1	.0	
		Shinshicho	1	.0	
		Shire	1	.0	
		Sidamo	2	.1	
		Sidi Kacem	2	.1	
		Sint-Niklaas	1	.0	
		Sittard	3	.1	
		Sodo	2	.1	
		Sodu	1	.0	

Variable name	Variable Label	Answer Categories	Frequency	Percent	
		Souani	1	.0	
		St. Petersburg	2	.1	
		Tachar	4	.1	
		Tafersite	3	.1	
		Tajkan	1	.0	
		Talukan	1	.0	
		Tan Tan	1	.0	
		Tanger	16	.4	
		Taourirt	2	.1	
		Targant	1	.0	
		Targuist	1	.0	
		Tastite	5	.1	
		Tatafafa	1	.0	
		Taza	26	.7	
		Tegelen	2	.1	
		Tehran	2	.1	
		Temsaman	3	.1	
		Tenbi	1	.0	
		Tentoan	1	.0	
		Tetaign	1	.0	
		Tetouan	9	.2	
		Texas	2	.1	
		The Hague	115	3.1	
		THiochochie	2	.1	
		Tiel	5	.1	
		Tigray	9	.2	
		Tijhza	1	.0	
		Tilburg	14	.4	
		Tim Samad	1	.0	
		Timogra	1	.0	
		Tirak	1	.0	
		Titouan	3	.1	
		Tizi Ouslie	1	.0	
		Tiznit	1	.0	
		Toqunante	1	.0	
		Touissit	1	.0	
		Trougout	1	.0	
		Uruzgan	5	.1	
		Utrecht	39	1.0	
		Uvira	2	.1	
		Valencia	1	.0	

Variable name	Variable Label	Answer Categories	Frequency	Percent	
		Valkenswaard	1	.0	
		Veghel	1	.0	
		Veldhoven	7	.2	
		Venlo	8	.2	
		Venray	2	.1	
		Voonburg	1	.0	
		Voorhout	1	.0	
		Wageningen	7	.2	
		Wardak	2	.1	
		Wata Pour	2	.1	
		Watapur	6	.2	
		Weert	13	.3	
		Weldiya	1	.0	
		Welega	2	.1	
		Welkife	1	.0	
		Wengi	1	.0	
		Wereta	1	.0	
		Wesre Zeit	1	.0	
		Westervoort	1	.0	
		Weullaag	2	.1	
		Wibata	1	.0	
		Wiesbaden	1	.0	
		Willa	1	.0	
		Winterswijk	2	.1	
		Wolaita	2	.1	
		Woldia	1	.0	
		Wolfite	1	.0	
		Wolisa	1	.0	
		Wolleka	8	.2	
		Wollo	2	.1	
		Wondo	2	.1	
		Wonji	1	.0	
		Wukiro	3	.1	
		Yabha	2	.1	
		Yirgalew	1	.0	
		Zaandam	3	.1	
		Zalembela	1	.0	
		Zaltbommel	5	.1	
		Zebha	1	.0	
		Zeewolde	2	.1	
		Zeist	4	.1	

Variable name	Variable Label	Answer Categories	Frequency	Percent
		Zeulayo	1	.0
		Zewayi	1	.0
		Zoetermeer	5	.1
		Zquiat Sidi Aissa	1	.0
		Zutphen	3	.1
		Zwijndrecht	1	.0
		Zwolle	1	.0
		.	1105	29.3
		Total	3767	100.0
C. HOUSEHOLD INFORMATION				
GENERAL INFORMATION: CITIZENSHIP AND RELIGION				
C7_I	Citizenship (First)	1. Dutch	1927	71.2
		2. Moroccan	219	8.1
		3. Afghan	106	3.9
		4. Burundian	161	5.9
		5. Ethiopian	245	8.9
		6. Other (specify)	49	1.8
		Total	2707	100.0
C7_II	Citizenship (Second)	1. Dutch	125	16.4
		2. Moroccan	516	67.5
		3. Afghan	84	11.0
		4. Burundian	18	2.4
		5. Ethiopian	13	1.7
		6. Other (specify)	8	1.1
		Total	764	100.0
C7_Other	Other Answers to Citizenship	.	3720	98.7
		Algerian	3	.1
		Congolese	3	.1
		Eritrean	2	.1
		French	1	.0
		German	2	.1
		German and Polish	1	.0
		No citizenship	1	.0
		No nationality	1	.0
		No passport	1	.0
		None	1	.0
		Onbepalde	1	.0

Variable name	Variable Label	Answer Categories	Frequency	Percent	
		Refugee	9	.2	
		Rwandese	2	.1	
		Somalian	2	.1	
		Spanish	3	.1	
		Stateless	2	.1	
		Tanzanian	5	.1	
		Unknown	1	.0	
		unknown according to IND	1	.0	
		unknown according to IND, originally Burundi	1	.0	
		USA	2	.1	
		Verblijfsdocument, no passport	1	.0	
		Verblijfsvergunning	1	.0	
		Total	3767	100.0	
C8_I	Ethnicity (first)	1. Pashtun	205	7.7	
		2. Tajik	351	13.2	
		3. Uzbek	1	.0	
		4. Hazara	46	1.7	
		5. Turkmen	1	.0	
		6. Aimak	1	.0	
		7. Baloch	6	.2	
		8. Hutu	77	2.8	
		9. Tutsi	33	1.2	
		10. Twa	1	.0	
		11. Amhara	144	5.2	
		12. Oromo	70	2.6	
		13. Tigray	62	2.3	
		14. Sidamo	8	.3	
		15. Somali	7	.3	
		16. Afar	5	.2	
		17. Arab	107	3.9	
		18. Berber	266	9.7	
		19. Jewish	0	.0	
		20. Harratine	0	.0	
		21. Ethiopian	247	9.0	
		22. Burundian	175	6.4	
		23. Afghan	181	6.6	
		24. Moroccan	385	14.0	
		25. Dutch	218	7.9	
		26. Other (specify)	70	2.6	
		Total	2667	100.0	

Variable name	Variable Label	Answer Categories	Frequency	Percent	
C8_II	Ethnicity (second)	1. Pashtun 2. Tajik 3. Uzbek 4. Hazara 5. Turkmen 6. Aimak 7. Baloch 8. Hutu 9. Tutsi 10. Twa 11. Amhara 12. Oromo 13. Tigray 14. Sidamo 15. Somali 16. Afar 17. Arab 18. Berber 19. Jewish 20. Harratine 21. Ethiopian 22. Burundian 23. Afghan 24. Moroccan 25. Dutch 26. Other (specify) Total	7 16 0 0 0 0 0 6 1 0 9 9 11 0 2 1 15 49 0 0 26 9 62 176 374 32 805	.9 2.0 .0 .0 .0 .0 .0 .7 .1 .0 1.1 1.1 1.4 .0 .2 .1 1.9 6.1 .0 .0 3.2 1.1 7.7 21.9 46.5 4.0 100.0	
C8_Other	Ethnicity (Other)	, Afghan-Dutch Agaw Amara-Tigray Arab and Berber Berber Burundian-Dutch Congolese cosmopolitan Dutch Dutch, Algerian Eritrea	3654 1 1 3 1 1 4 4 2 3 3 1	96.9 .0 .0 .1 .0 .0 .1 .1 .1 .1 .1 .0	

Variable name	Variable Label	Answer Categories	Frequency	Percent
		Ethio Somale	1	.0
		Ethiopian-Dutch	17	.5
		Ethiopian-Dutch-American	2	.1
		Farsi	3	.1
		Ganwa	1	.0
		German	1	.0
		Gurage	21	.6
		Hadiya	3	.1
		Harrari	1	.0
		Hutu and Tutsi	1	.0
		Iranian	1	.0
		Kambata	2	.1
		Morrocan, Arabic, Jewis	1	.0
		Oromo-Dutch	1	.0
		Oromo-Gurage	1	.0
		Polish	1	.0
		Russian	1	.0
		Rwandese	1	.0
		Sayed	4	.1
		Soesia	2	.1
		South nations	1	.0
		Surinamese	1	.0
		Tajik, Afghan, Dutch	2	.1
		Tigray-Dutch	2	.1
		Turkish	1	.0
		Wolayta	6	.2
		world citizen	10	.3
		Total	3767	100.0
C9	Religion	1. Muslim: Sunni	1412	52.9
		2. Muslim: Shia	169	6.3
		3. Muslim: Other	152	5.7
		4. Christian: Catholic	175	6.6
		5. Christian: Protestant	262	9.8
		6. Christian: Orthodox	360	13.5
		7. Christian: Other	46	1.7
		8. Jewish	2	.1
		9. Other (specify)	8	.3
		10. No religion	84	3.1
		Total	2670	100.0
C. HOUSEHOLD INFORMATION				

Variable name	Variable Label	Answer Categories	Frequency	Percent
GENERAL INFORMATION: EDUCATION LEVEL - I				
C10_0	No formal schooling obtained	1. Yes 2. No Total	1842 129 1971	93.5 6.5 100
C10_1	ID's highest level obtained (primary education)	0. No formal schooling 1. Afghanistan 2. Burundi 3. Ethiopia 4. Morocco 5. the Netherlands 6. Other (specify) Total	0 40 19 25 69 113 4 270	.0 14.8 7.0 9.3 25.6 41.9 1.5 100.0
C10_1_Other	Other answer to C10_1	String Variable . Pakistan Germany Special school for handicapped children Iran Total	3763 1 1 1 1 3767	1.0 .0 .0 .0 .0 100.0
C10_2	ID's highest level obtained (lower secondary)	0. No formal schooling 1. Afghanistan 2. Burundi 3. Ethiopia 4. Morocco 5. the Netherlands 6. Other (specify) Total	0 45 39 37 36 148 5 310	.0 14.5 12.6 11.9 11.6 47.7 1.6 100.0
C10_2_Other	Other answers to C10_2	. Eritrea Brevet Germany Iraq Spain Total	3762 1 1 1 1 1 3767	1.0 .0 .0 .0 .0 .0 100.0

Variable name	Variable Label	Answer Categories	Frequency	Percent
C10_3	ID's highest level obtained (Vocational/pre-vocational upper secondary)	0. No formal schooling 1. Afghanistan 2. Burundi 3. Ethiopia 4. Morocco 5. the Netherlands 6. Other (specify) Total	0 67 59 153 28 280 7 594	.0 11.3 9.9 25.8 4.7 47.1 1.2 100.0
C10_3_Other	Other answer to C10_3	. Belguim Burundi and the Netherlands France MTS USA Total	3760 1 2 2 1 1 3767	99.8 .0 .0 .0 .0 .0 100.0
C10_4	ID's highest level obtained (Upper secondary and/or non- tertiary post-secondary)	0. No formal schooling 1. Afghanistan 2. Burundi 3. Ethiopia 4. Morocco 5. the Netherlands 6. Other (specify) Total	0 40 36 85 19 202 16 398	.0 10.1 9.0 21.4 4.8 50.8 4.0 100.0
C10_4_Other	Other answer to C10_4	. Belgium Congo Cuba France Germany India Italy Kenya Kongo Korea Total	3751 1 1 6 1 2 1 1 1 1 1 3767	99.6 .0 .0 .2 .0 .1 .0 .0 .0 .0 .0 100.0
C10_5	ID's highest level obtained	0. No formal schooling 1. Afghanistan	0 40	.0 14.3

Variable name	Variable Label	Answer Categories	Frequency	Percent
	(Vocational tertiary)	2. Burundi 3. Ethiopia 4. Morocco 5. the Netherlands 6. Other (specify) Total	18 44 9 154 17 279	6.1 15.4 3.2 55.2 6.1 100.0
C10_5_Other	Other answer to C10_5			
		. Afghanistan, Netherlands Belgium, Congo Burundi, Netherlands Cuba Ethiopia, Netherlands France Germany Russia Russia, Netherlands Total	3750 2 1 2 1 1 1 3 5 1 3767	99.5 .1 .0 .1 .0 .0 .0 .1 .1 .0 100
C10_6	Highest level obtained (Theoretically-oriented tertiary and post-graduate)	0. No formal schooling 1. Afghanistan 2. Burundi 3. Ethiopia 4. Morocco 5. the Netherlands 6. Other (specify) Total	0 81 11 30 16 103 47 282	.0 28.7 3.9 8.9 5.7 36.2 16.7 100
C10_6_Other	Other answer to C10_6	. Belgium, Germany Congo, Belgium Czech Republic DRC England, USA Ethiopia, Belgium Ethiopia, Netherlands France India Kiev Moldova	3721 1 2 2 1 1 1 5 1 1 1 1	98.8 .0 .1 .1 .0 .0 .0 .1 .0 .0 .0 .0

Variable name	Variable Label	Answer Categories	Frequency	Percent		
		Netheralnds, Russia	1	.0		
		Poland	1	.0		
		Russia	24	.6		
		Rwanda	1	.0		
		Sweden	1	.0		
		Uzbekistan	1	.0		
		Total	3767	100		
C. HOUSEHOLD INFORMATION						
GENERAL INFORMATION: EDUCATION LEVEL - II						
Variable Name	Variable Label	Frequency	Minimum	Maximum	Mean	SD
C11	Total years of education	1946	0	32.0	13	5.4
C12	Yes/No: Additional skills obtained in the Netherlands	1. Yes 2. No Total	1080 612 1692	63.8 36.2 100.0		
C13_I	Additional skills/training obtained in the Netherlands	1. Language courses 2. Participated in integration courses 3. Completed integration courses 4. Other (specify) Total	859 39 104 43 1045	82.2 3.7 10.0 4.1 100		
C13_I_Other	Other answer to C13_I	. administrative certificate BOA-course course for work Doing MBA course EHBO Emergency responce employee at a company engineering specelisation course First Aid Horeca class horticult. certiftict IBL IBMS ICF Opleiding informal ISL ITS	3733 1 1 1 1 1 1 1 1 1 1 1 1 1 1 1	99.1 0.0 0.0 0.0 0.0 0.0 0.0 0.0 0.0 0.0 0.0 0.0 0.0 0.0 0.0		

Variable name	Variable Label	Answer Categories	Frequency	Percent
		Kindergarten employee	1	0.0
		Logistics	1	0.0
		management courses	1	0.0
		Master	1	0.0
		Masterstraining	1	0.0
		Masterstraining in Economics	1	0.0
		MBA programme	1	0.0
		NT2-state exam	1	0.0
		nursing	1	0.0
		Opleiding nagelstyliste	1	0.0
		pharmacy assistant	1	0.0
		PhD project	1	0.0
		Post HBO	1	0.0
		professional masters	1	0.0
		spw	1	0.0
		study in Netherlands	1	0.0
		vreemelingenrecht haagsvaardigheden	1	0.0
		Work certificates	1	0.0
		Total	3767	100
C13_II	Additional skills/training obtained in the Netherlands (second option)	1. Language courses	19	5.4
		2. Participated in integration courses	147	41.4
		3. Completed integration courses	122	34.4
		4. Other (specify)	67	19.4
		Total	355	100
C13_II_Other	Other answer to C13_I	,	3698	98.2
		airport security	1	0.0
		bookkeeping	1	0.0
		computer & business	1	0.0
		public administration, first aid	1	0.0
		computercursus	1	0.0
		administration courses and others)	1	0.0
		video editing	1	0.0
		administration	1	0.0
		application training	1	0.0
		at work courses	2	0.1
		basic safety	1	0.0
		bezig met integratiecursus	1	0.0
		bezig met intergratiecursus	1	0.0
		bookkeeping	1	0.0

Variable name	Variable Label	Answer Categories	Frequency	Percent	
		camera man	1	0.0	
		communication training	1	0.0	
		Computer accounting	2	0.1	
		computer lessons	2	0.1	
		computer science	1	0.0	
		computer use	1	0.0	
		computer, communication & management courses	1	0.0	
		cooking	1	0.0	
		driving instructor	1	0.0	
		Electrician	1	0.0	
		entrepreneurship	1	0.0	
		environmental inspection	1	0.0	
		Excel, bookkeeping	1	0.0	
		free university	1	0.0	
		health care	1	0.0	
		helping others	1	0.0	
		Horeca assistant diploma	1	0.0	
		housekeeping & hotel supervisor training	1	0.0	
		ICT	1	0.0	
		ICT training	1	0.0	
		ICT, bookkeeping, marketing	1	0.0	
		Internship	1	0.0	
		ISK	2	0.1	
		MBO / ICT opleiding	1	0.0	
		MBO level 2	1	0.0	
		MBO niveau 2	1	0.0	
		mechanics, bookkeeping & catering	1	0.0	
		metalwork technics	1	0.0	
		microsoft	1	0.0	
		Msc Water Engeerin	1	0.0	
		nurse aid	1	0.0	
		Nursing	1	0.0	
		opleiding	3	0.1	
		pedagogic courses	1	0.0	
		preparation course for university admission	1	0.0	
		preparation for higher studies	1	0.0	
		professional course	1	0.0	
		secretary	1	0.0	
		security	1	0.0	
		social science / health care	1	0.0	
		sollicitatie course	1	0.0	

Variable name	Variable Label	Answer Categories	Frequency	Percent		
		special driver's license	1	0.0		
		system network administration	1	0.0		
		systemmanager	1	0.0		
		training in vluchtelingenwerk	1	0.0		
		transport &logistic	1	0.0		
		typing	1	0.0		
		web developpment online	1	0.0		
		Winkeltraining	1	0.0		
		Total	3767	100.0		
C14	Father's highest level of education obtained	1. No schooling	508	33.3		
		2. Primary education	191	12.5		
		3. Lower secondary	156	10.2		
		4. Vocational/pre-vocational upper secondary	204	13.4		
		5. Upper secondary and/or non-tertiary post-secondary	110	7.3		
		6. Vocational tertiary	150	9.8		
		7. Theoretically-oriented tertiary and post-graduate	204	13.4		
		Total	1524	100.0		
C15	Mother's highest level of education obtained	1. No schooling	753	49.6		
		2. Primary education	258	17.0		
		3. Lower secondary	134	8.8		
		4. Vocational/pre-vocational upper secondary	152	10.0		
		5. Upper secondary and/or non-tertiary post-secondary	74	4.9		
		6. Vocational tertiary	86	5.7		
		7. Theoretically-oriented tertiary and post-graduate	60	4.0		
		Total	1518	100.0		
D. MIGRATION HISTORY						
DEPARTURE-I						
Variable Name	Variable Label	Frequency	Minimum	Maximum	Mean	SD
D1	Year of migration from country	1794	1960	2011.0	1996	9.7
D2	City of residence prior to	.	2015	53.5		
		Adama	3	0.1		
		Addis Ababa	256	6.8		
		Adoua	1	0.0		
		Agadir	9	0.2		
		Ain Zomra	5	0.1		
		Ait Ali	1	0.0		

Variable name	Variable Label	Answer Categories	Frequency	Percent	
		Aklm	3	0.1	
		Al Hoceima	32	0.8	
		Alemaya	3	0.1	
		Amassa	1	0.0	
		Ambo	6	0.2	
		Angooi	1	0.0	
		Arba Minch	1	0.0	
		Asilah	1	0.0	
		Asmara	9	0.2	
		Asseb	1	0.0	
		Assella	1	0.0	
		Assosa	1	0.0	
		Awassa	12	0.3	
		Axum	2	0.1	
		Azlaf	1	0.0	
		Azrov	1	0.0	
		Baghdad/Arbel	1	0.0	
		Baghlan	1	0.0	
		Bahadar	2	0.1	
		Bahidar	6	0.2	
		Bahirdam	2	0.1	
		Bako	1	0.0	
		Belene	1	0.0	
		Ben Said	2	0.1	
		Beni Hazem	1	0.0	
		Beni Said	3	0.1	
		Beni Sidel	2	0.1	
		Benniabdalah	1	0.0	
		Berkane	6	0.2	
		Bujumbara	3	0.1	
		Bujumbura	202	5.4	
		Bukaru	1	0.0	
		Burundi	1	0.0	
		Bururi	1	0.0	
		Casablanca	19	0.5	
		Chefchaouen	1	0.0	
		Curciee	1	0.0	
		Czech Republic	2	0.1	
		Debre Berhan	4	0.1	
		Debre Zeyit	2	0.1	
		Debrezite	2	0.1	

Variable name	Variable Label	Answer Categories	Frequency	Percent	
		Dilla	6	0.2	
		Dire Dawa	3	0.1	
		Djibouti	4	0.1	
		Driaouch	7	0.2	
		Durb	2	0.1	
		El Ayoun	1	0.0	
		Ethiopie	1	0.0	
		Fargis	1	0.0	
		Fes	14	0.4	
		Frunzi	1	0.0	
		Gambela	1	0.0	
		Gendor	1	0.0	
		Gerona	1	0.0	
		Ghazni	10	0.3	
		Ghost	5	0.1	
		Gojam	1	0.0	
		Gondar	12	0.3	
		Guelmim	1	0.0	
		Guercif	1	0.0	
		Haramaya	1	0.0	
		Harar	8	0.2	
		Hawassa	5	0.1	
		Helmand	2	0.1	
		Herat	34	0.9	
		Honcina	1	0.0	
		Hosanna	5	0.1	
		Houalait ali	1	0.0	
		Imzouren	4	0.1	
		Interieur	1	0.0	
		Islamabad	3	0.1	
		Jalalabad	2	0.1	
		Jemma	1	0.0	
		Jijiga	3	0.1	
		Jimma	11	0.3	
		Kabul	508	13.5	
		Kamenge	1	0.0	
		Kandahar	7	0.2	
		Kebdana	1	0.0	
		Keber Mengist	1	0.0	
		Kelaa Mgouna	2	0.1	
		Kenirra	1	0.0	

Variable name	Variable Label	Answer Categories	Frequency	Percent	
		Kenitra	2	0.1	
		Kenya	1	0.0	
		Keren	2	0.1	
		Khartum	1	0.0	
		Khemissat	1	0.0	
		Kibondo	2	0.1	
		Kiev	1	0.0	
		Kigazi	1	0.0	
		Kinshasa	1	0.0	
		Kombolcha	1	0.0	
		Ksar el Kebir	1	0.0	
		Kunar	1	0.0	
		Kunduz	13	0.3	
		Laghman	1	0.0	
		Marrakesh	5	0.1	
		Mashad	4	0.1	
		Mazar	11	0.3	
		Mazar Sharif	43	1.1	
		Mekele	8	0.2	
		Meknes	17	0.5	
		Metalsa	3	0.1	
		Mezgutem	1	0.0	
		Midar	7	0.2	
		Mirna	1	0.0	
		Moscow	1	0.0	
		Moskow	1	0.0	
		Muramuya	1	0.0	
		Mutalsa	1	0.0	
		Nador	98	2.6	
		NAdor	1	0.0	
		Nairobi	4	0.1	
		Nathreth	1	0.0	
		Nazerate	11	0.3	
		Ngara	1	0.0	
		Ngozi	1	0.0	
		Noord Shewa	1	0.0	
		Norway	1	0.0	
		Nyanza Lac	3	0.1	
		Ouarzazate	4	0.1	
		Oud Zam	1	0.0	
		Ougeda	2	0.1	

Variable name	Variable Label	Answer Categories	Frequency	Percent
		Oujda	14	0.4
		Pale Khawi	1	0.0
		Paramaribo	1	0.0
		Paris	1	0.0
		Peshawr	4	0.1
		Pol-e Chomri	4	0.1
		Quom	1	0.0
		Rabat	7	0.2
		Raciborg	1	0.0
		Roermond	3	0.1
		Roumonge	2	0.1
		Rutana	2	0.1
		Safi	2	0.1
		Safrai	1	0.0
		Saidia	3	0.1
		Sanja	3	0.1
		Selpuani	1	0.0
		Shambu	4	0.1
		Sharestan	1	0.0
		Shashamane	2	0.1
		Sheberghan	5	0.1
		Sidamo	1	0.0
		Sidi Kacem	1	0.0
		Soqota	1	0.0
		Souk Sebt JJ	1	0.0
		St. Petersburg	2	0.1
		Tachom	4	0.1
		Tafersit	2	0.1
		Tan Tan	1	0.0
		Tanger	32	0.8
		Tanzania	3	0.1
		Taourtrit	1	0.0
		Taza	22	0.6
		Temsamen	3	0.1
		Tentoan	1	0.0
		Tetaern	1	0.0
		Tetouan	23	0.6
		Tigjga	4	0.1
		Tigray	5	0.1
		Tim Saman	1	0.0
		Timma	1	0.0

Variable name	Variable Label	Answer Categories	Frequency	Percent
		Tizi Ouslie	1	0.0
		Uruzgan	6	0.2
		Uvira	1	0.0
		Wardak	1	0.0
		Washu	2	0.1
		Woeshda	2	0.1
		Wondo	1	0.0
		Wonjta	1	0.0
		Yalalabad	5	0.1
		Yirgalem	1	0.0
		Zeway	1	0.0
		Total	3767	100.0
D3	Reason for leaving country of residence	1. Family reunification	197	11.1
		2. Family formation (marriage)	157	8.9
		3. Security/political	733	41.4
		4. Employment opportunities	105	5.9
		5. Education	180	10.2
		6. Environmental Disaster	0	0.0
		7. Moving with family	378	21.4
		8. Health	3	0.2
		9. Other (specify)	17	1.0
		Total	1770	100.0
D3_Other	Other answer D3	.	3745	99.3
		difficulties for returning due to coup d'etat)	2	0.1
		babysitting family's children	1	0.0
		beter leven	1	0.0
		beter toelaast	1	0.0
		employment exchange	1	0.0
		exploring the world	1	0.0
		Family reunification and security	2	0.1
		for a better future	2	0.1
		get a better life	1	0.0
		internship	1	0.0
		job opportunity and difficulties to come back to B	2	0.1
		people are free	1	0.0
		problems	2	0.1
		to get better future	1	0.0
		vacation	1	0.0
		visit	2	0.1

Variable name	Variable Label	Answer Categories	Frequency	Percent
		Total	3767	100.0
D4_I	Persons involved in the decision to migrate (first option)	1. Friends 2. Father 3. Mother 4. Partners/spouse 5. Brothers 6. Sisters 7. Employer in the NL 8. Employer in the origin country 9. Community members 10. No one other than the migrant 11. Other (specify) Total	187 610 121 355 32 14 11 15 19 352 41 1758	10.6 34.7 6.9 20.2 1.8 .8 .6 .9 1.1 20.0 2.3 100.0
D4_II	Persons involved in the decision to migrate (second option)	1. Friends 2. Father 3. Mother 4. Partners/spouse 5. Brothers 6. Sisters 7. Employer in the NL 8. Employer in the origin country 9. Community members 10. No one other than the migrant 11. Other (specify) Total	18 152 456 26 40 13 0 7 7 0 21 740	2.4 20.5 61.6 3.5 5.4 1.8 .0 .9 .9 .0 2.8 100.0
D4_III	Persons involved in the decision to migrate (third option)	1. Friends 2. Father 3. Mother 4. Partners/spouse 5. Brothers 6. Sisters 7. Employer in the NL 8. Employer in the origin country 9. Community members 10. No one other than the migrant 11. Other (specify) Total	9 9 112 22 53 24 2 2 2 0 4 239	3.8 3.8 46.9 9.2 22.1 10.0 .8 .8 .8 .0 1.7 100.0
D4_IV	Persons involved in the decision	1. Friends	1	.6

Variable name	Variable Label	Answer Categories	Frequency	Percent	
	to migrate (fourth option)	2. Father 3. Mother 4. Partners/spouse 5. Brothers 6. Sisters 7. Employer in the NL 8. Employer in the origin country 9. Community members 10. No one other than the migrant 11. Other (specify)	1 5 43 55 41 2 2 3 0 3	.6 3.2 27.6 35.3 26.3 1.3 1.3 1.9 .0 1.9	
		Total	156	100.0	
D4_V	Persons involved in the decision to migrate (fifth option)	1. Friends 2. Father 3. Mother 4. Partners/spouse 5. Brothers 6. Sisters 7. Employer in the NL 8. Employer in the origin country 9. Community members 10. No one other than the migrant 11. Other (specify) Total	0 1 0 0 43 47 1 4 4 0 0 100	.0 1.0 .0 .0 43.0 47.0 1.0 4.0 4.0 .0 .0 100.0	
D4_VI	Persons involved in the decision to migrate (sixth option)	1. Friends 2. Father 3. Mother 4. Partners/spouse 5. Brothers 6. Sisters 7. Employer in the NL 8. Employer in the origin country 9. Community members 10. No one other than the migrant 11. Other (specify) Total	0 1 0 1 0 36 9 9 1 0 0 57	.0 1.8 .0 1.8 .0 63.2 15.8 15.8 1.8 .0 .0 100.0	
D4_VII	Persons involved in the decision to migrate (seventh option)	1. Friends 2. Father 3. Mother	0 0 0	.0 .0 .0	

Variable name	Variable Label	Answer Categories	Frequency	Percent	
		4. Partners/spouse	0	.0	
		5. Brothers	0	.0	
		6. Sisters	1	3.7	
		7. Employer in the NL	4	14.8	
		8. Employer in the origin country	12	44.4	
		9. Community members	10	37.0	
		10. No one other than the migrant	0		
		11. Other (specify)	0	.0	
		Total	27	100.0	
D4_VIII	Persons involved in the decision to migrate (eighth option)	1. Friends	0	.0	
		2. Father	0	.0	
		3. Mother	0	.0	
		4. Partners/spouse	0	.0	
		5. Brothers	0	.0	
		6. Sisters	0	.0	
		7. Employer in the NL	0	.0	
		8. Employer in the origin country	1	11.1	
		9. Community members	7	77.8	
		10. No one other than the migrant	0	.0	
		11. Other (specify)	1	11.1	
		Total	9	100.0	
D4_IX	Persons involved in the decision to migrate (ninth option)	1. Friends	0	.0	
		2. Father	0	.0	
		3. Mother	0	.0	
		4. Partners/spouse	0	.0	
		5. Brothers	0	.0	
		6. Sisters	0	.0	
		7. Employer in the NL	0	.0	
		8. Employer in the origin country	0	.0	
		9. Community members	0	.0	
		10. No one other than the migrant	0	.0	
		11. Other (specify)	0	.0	
		Total	0	.0	
D4_Other	Other answer to D4	.	3701	98.3	
		all family members	1	.0	
		aunt	2	.1	
		brother-in-law	1	.0	
		brother-in-law (=main respondent)	2	.1	

Variable name	Variable Label	Answer Categories	Frequency	Percent	
		businessman	1	.0	
		children	1	.0	
		cousines	1	.0	
		Education institutio	1	.0	
		educational institution in NL	1	.0	
		family	1	.0	
		father-in-law	4	.1	
		Fiancee	1	.0	
		friend of family	1	.0	
		Friend of her father's	1	.0	
		government	1	.0	
		grandfather	4	.1	
		grandmother	3	.1	
		grandparents	1	.0	
		GTZ	1	.0	
		job assignment	1	.0	
		mother-in-law	1	.0	
		netherland fellowship	1	.0	
		opa/oma	2	.1	
		other family members	1	.0	
		other family members living abroad	2	.1	
		Parents in Law	1	.0	
		political	1	.0	
		received a scholarship	1	.0	
		received scholarship from Russia	1	.0	
		recived a scholarship for NL	1	.0	
		scholarship	1	.0	
		schoonvader/moeder	1	.0	
		sister-in-law	2	.1	
		some community members	1	.0	
		uncle	15	.4	
		UNHCR	2	.1	
		universities	1	.0	
		van Larenstein univesity	1	.0	
		Total	3767	100.0	
D. MIGRATION HISTORY DEPARTURE-II					
D5_I	Persons with whom migration	1. Partner	282	15.6	
		2. Mother	484	26.8	

Variable name	Variable Label	Answer Categories	Frequency	Percent
	occurred (first option)	3. Father 4. Child 5. Sister 6. Brother 7. Other family (specify) 8. Friends 9. Came with a group of other migrants 10. No one/alone 11. Other (specify) Total	94 101 34 38 21 34 28 675 14 1911	5.2 5.6 1.9 2.1 1.2 1.9 1.6 37.4 .8 100.0
D5_II	Persons with whom migration occurred (second option)	1. Partner 2. Mother 3. Father 4. Child 5. Sister 6. Brother 7. Other family (specify) 8. Friends 9. Came with a group of other migrants 10. No one/alone 11. Other (specify) Total	11 64 269 147 130 50 16 7 12 0 4 710	1.5 9.0 37.9 20.7 18.3 7.0 2.3 1.0 1.7 .0 .6 100.0
D5_III	Persons with whom migration occurred (third option)	1. Partner 2. Mother 3. Father 4. Child 5. Sister 6. Brother 7. Other family (specify) 8. Friends 9. Came with a group of other migrants 10. No one/alone 11. Other (specify)	1 2 8 8 165 117 6 1 7 0 0	.3 .6 2.5 2.5 52.4 37.1 1.9 .3 2.2 .0 .0
		Total	315	100.0
D5_IV	Persons with whom migration occurred (fourth option)	1. Partner 2. Mother 3. Father 4. Child	0 2 0 5	.0 1.5 .0 3.8

Variable name	Variable Label	Answer Categories	Frequency	Percent
		5. Sister	4	3.0
		6. Brother	113	85.6
		7. Other family (specify)	4	3.1
		8. Friends	0	.0
		9. Came with a group of other migrants	2	1.5
		10. No one/alone	0	.0
		11. Other (specify)	2	1.5
		Total	132	100.0
D5_V	Persons with whom migration occurred (fifth option)	1. Partner	0	.0
		2. Mother	0	.0
		3. Father	0	.0
		4. Child	0	.0
		5. Sister	2	22.2
		6. Brother	1	11.1
		7. Other family (specify)	5	55.6
		8. Friends	0	.0
		9. Came with a group of other migrants	1	11.1
		10. No one/alone	0	.0
		11. Other (specify)	0	.0
		Total	9	100.0
D5_VI	Persons with whom migration occurred (sixth option)	1. Partner	0	.0
		2. Mother	0	.0
		3. Father	0	.0
		4. Child	0	.0
		5. Sister	0	.0
		6. Brother	4	100.0
		7. Other family (specify)	0	.0
		8. Friends	0	.0
		9. Came with a group of other migrants	0	.0
		10. No one/alone	0	.0
		11. Other (specify)	0	.0
		88. Don't know	0	.0
		99. No answer	0	.0
		Total	4	100.0
D5_VII	Persons with whom migration occurred (seventh option)	1. Partner	0	0
		2. Mother	0	.0
		3. Father	0	.0
		4. Child	0	.0

Variable name	Variable Label	Answer Categories	Frequency	Percent
		5. Sister	0	.0
		6. Brother	0	.0
		7. Other family (specify)	0	.0
		8. Friends	0	.0
		9. Came with a group of other migrants	0	.0
		10. No one/alone	0	.0
		11. Other (specify)	1	100.0
		Total	1	100.0
D5_VIII	Persons with whom migration occurred (eighth option)	1. Partner	0	.0
		2. Mother	0	.0
		3. Father	0	.0
		4. Child	0	.0
		5. Sister	0	.0
		6. Brother	0	.0
		7. Other family (specify)	0	.0
		8. Friends	0	.0
		9. Came with a group of other migrants	0	.0
		10. No one/alone	0	.0
		11. Other (specify)	0	.0
		88. Don't know	0	.0
		99. No answer	0	.0
		Total	0	.0
D5_IX	Persons with whom migration occurred (ninth option)	1. Partner	0	.0
		2. Mother	0	.0
		3. Father	0	.0
		4. Child	0	.0
		5. Sister	0	.0
		6. Brother	0	.0
		7. Other family (specify)	0	.0
		8. Friends	0	.0
		9. Came with a group of other migrants	0	.0
		10. No one/alone	0	.0
		11. Other (specify)	0	.0
		88. Don't know	0	.0
		99. No answer	0	.0
		Total	0	.0
D5_X	Persons with whom migration	1. Partner	0	0
		2. Mother	0	0

Variable name	Variable Label	Answer Categories	Frequency	Percent
	occurred (tenth option)	3. Father 4. Child 5. Sister 6. Brother 7. Other family (specify) 8. Friends 9. Came with a group of other migrants 10. No one/alone 11. Other (specify) 88. Don't know 99. No answer Total	0 0 0 0 0 0 0 0 0 0 0 0 0	0 .0 .0 .0 0 .0 .0 0 .0 .0 .0 .0
D5_Other	Other answer to D5	aunt aunt, cousin aunts and uncles brother and uncle brother-in-law (=main respondent) business men came as a team father came back to pick him up father-in-law, 2 sisters-in-law, 2 brothers-in-law	3718 4 1 3 1 2 1 1 1 1 1	98.7 .1 .0 .1 .0 .1 .0 .0 .0 .0 .0
		Fiancee grandchildren grandfather, 2 uncles, 2 aunts grandfather, grandmother, aunts grandmother grandparents IND missionary mother's brother and uncle nephew pastor sister-in-law students Uncle uncle, aunt unknown Total	1 2 3 1 6 2 3 1 1 1 2 4 1 4 1 1 3767	.0 .1 .1 .0 .2 .1 .1 .0 .0 .0 .1 .1 .0 .1 .0 .0 100.0

Variable name	Variable Label	Answer Categories	Frequency	Percent
D6	Souces of financing for migration	1. Savings 2. Loans (other than family) 3. Family - loan from abroad 4. Family - gift from abroad 5. Family - loan from home 6. Family - gift from home 7. Friend - loan from abroad 8. Friend - gift from abroad 9. Friend - loan from home 10. Friend - gift from home 11. Employer paid 12. Scholarship 13. Community financed 14. Came with family as dependent 15. Sold assets 16. Other (specify) Total	446 18 44 96 76 113 1 14 16 21 18 136 13 427 62 143 1644	27.1 1.1 2.7 5.8 4.6 6.9 0.1 0.9 1.0 1.3 1.1 8.3 0.8 26.0 3.8 8.7 100.0
D6_Other	Other answer to D6	.	3629	96.4
		anonymous person, unclear whether loan or gift bilateral company project businessman Came to perform in a show, but had planned to stay Czech government donation from a business relation donation from unknown door partner Dutch government Dutch government or UNHCR employer in collaboration with Wageningen University Employment opportunity in Russia Ethiopian government family friend, unclear whether loan or gift family reunion father paid, unclear where the father lived from partner gift from family abroad and home country Gift from family abroad and scholarship government assistant guestworker programme help of NL government	1 1 2 1 2 1 1 1 13 5 1 1 3 1 2 1 1 1 1 1 1 1 1	0.0 0.0 0.1 0.0 0.1 0.0 0.0 0.0 0.3 0.1 0.0 0.0 0.1 0.0 0.1 0.0 0.0 0.0 0.0 0.0 0.0

Variable name	Variable Label	Answer Categories	Frequency	Percent	
		heritage	1	0.0	
		husband's savings	1	0.0	
		IFJ award	1	0.0	
		in-laws	1	0.0	
		IND	2	0.1	
		IOM	14	0.4	
		legal invitation	1	0.0	
		missionary	1	0.0	
		money borrowed and selling stuff	2	0.1	
		NUFFIC	1	0.0	
		Partner	28	0.7	
		Partner and Father	1	0.0	
		Partner heeft betaald	1	0.0	
		partner in NL	1	0.0	
		rent of the house	1	0.0	
		renting house in Afghanistan	3	0.1	
		researcher	1	0.0	
		Saving account holdings from parents	1	0.0	
		Saving accounts holdings from parents	1	0.0	
		savings and gift from family abroad	1	0.0	
		Savings and gift from family abroad	1	0.0	
		savings and gift from family in the home country	1	0.0	
		Savings and gift from friend from abroad	4	0.1	
		savings and inheritance	1	0.0	
		savings and loan from family abroad	1	0.0	
		savings and loan from friends at home	5	0.1	
		savings and sold assets	3	0.1	
		savings and work	1	0.0	
		savings or gift from family at home	1	0.0	
		savings, loan from family at home and abroad	1	0.0	
		scholarship	2	0.1	
		SIDA: Swedish International Development Agency	1	0.0	
		sold assets and family loan from abroad	1	0.0	
		stowaway	1	0.0	
		UN	5	0.1	
		Uncle	1	0.0	
		UNHCR	1	0.0	
		Total	3767	100.0	
D7	Residence in third country following migration and prior to	1. Yes	357	20.1	
		2. No	1417	79.9	

Variable name	Variable Label	Answer Categories	Frequency	Percent
		Total	1774	100.0
D. MIGRATION HISTORY DEPARTURE-III				
D8_I	Countries of residence following migration and prior to arrival in NL (first option)	1. Pakistan 2. Iran 3. Germany 4. France 5. Belgium 6. Spain	88 23 18 15 8 15	25.6 6.7 5.2 4.4 2.3 4.4
		7. Italy 8. Turkey 9. Kenya 10. Other (specify) Total	1 5 47 124 344	0.3 1.5 13.7 36.0 100.0
D8_II	Countries of residence following migration and prior to arrival in NL (second option)	1. Pakistan 2. Iran 3. Germany 4. France 5. Belgium 6. Spain 7. Italy 8. Turkey 9. Kenya 10. Other (specify) Total	5 4 7 5 1 0 2 0 0 34 58	8.6 6.9 12.1 8.6 1.7 0.0 3.4 0.0 0.0 58.6 100.0
D8_III	Countries of residence following migration and prior to arrival in NL (third option)	1. Pakistan 2. Iran 3. Germany 4. France 5. Belgium 6. Spain 7. Italy 8. Turkey 9. Kenya 10. Other (specify) Total	0 0 1 0 1 0 2 0 0 13 17	0 0 5.9 .0 5.9 .0 11.8 .0 .0 76.5 100.0

Variable name	Variable Label	Answer Categories	Frequency	Percent	
D8_Other	Other answer to D8	-	3609	95.8	
		Azerbaijan	4	.1	
		Belgium, Spain, Algeria	1	.0	
		Burundi	1	.0	
		China, Northern Korea, Kazakhstan	3	.1	
		Congo	4	.1	
		Congo & Tanzania	2	.1	
		Cuba	8	.2	
		Czeck Republic	2	.1	
		Djibouti	9	.2	
		Durban	1	.0	
		England	2	.1	
		Eritrea	2	.1	
		Greece	1	.0	
		India	7	.2	
		India Nepal	1	.0	
		Italy	1	.0	
		Japan	1	.0	
		Korea, Sweden	1	.0	
		Malta	1	.0	
		Norway	1	.0	
		Poland	1	.0	
		Russia	41	1.1	
		Russia Uzbekistan	4	.1	
		Russia Uzbekistan	1	.0	
		Russia, Switzerland	1	.0	
		Rwanda	6	.2	
		Saudi Arabia	1	.0	
		Senegal	1	.0	
		Singapore	1	.0	
		Sudan	18	.5	
		Sudan / Libya	1	.0	
		Sweden	3	.1	
		Sweden, Japan	1	.0	
		Tansania & Kongo	1	.0	
		Tanzania	11	.3	
		UAE	2	.1	
		Uganda & Russia	1	.0	
		UK	1	.0	
		Ukraine	8	.2	
		Zaire and Zambia	1	.0	

Variable name	Variable Label	Answer Categories	Frequency	Percent			
		Total	3767	100.0			
Variable Name	Variable Label	Frequency	Minimum	Maximum	Mean	SD	
D9	Year of arrival in the	1762	1960	2011.0	1997	9.5	
D10	Intention to migrate to the Netherlands	1. Yes, planned to go to the NL 2. No, planned to migrate to another country 3. Had no plan Total	637 337 433 1407	45.3 24.0 30.8 100.0			
D11	Reason for migrating to the Netherlands	1. Family reunification 2. Had contacts (friends) 3. Easier to get entry 4. Good social benefits 5. Large ethnic community 6. On recommendation 7. Personal experience (previous experience) 8. Family formation 9. Employment opportunities 10. Education 11. Other (specify) Total	283 42 76 4 6 60 10 29 52 105 70 737	38.4 5.7 10.3 .5 .8 8.1 1.4 3.9 7.1 14.2 9.5 100.0			
D11_Other	Other answer to D11	. because of his award because relatives are here came with family coincidence Daughter was here Dutch government Education and had contacts family friends Family reunification and employment opportunities family reunification&employment Familyforming first country of the Schengen area which ID reached free land Good future Good image of the Netherlands	3720 1 2 1 1 1 2 1 1 1 1 1 2 1 2 1	98.7 .0 .1 .0 .0 .0 .1 .0 .0 .0 .0 .0 .1 .0 .1 .0			
		Good people	3	.1			

Variable name	Variable Label	Answer Categories	Frequency	Percent
		Good social system	4	.1
		it's a free country	1	.0
		likes to live in a flat country	1	.0
		marriage	1	.0
		NL are part of Schengen agreement	2	.1
		no specific reason	1	.0
		not many options	2	.1
		parents	1	.0
		Political opportunities	1	.0
		possibility given by smuggler	1	.0
		Security	1	.0
		security problem	1	.0
		stopped in NL	1	.0
		UNHCR	5	.1
		Verhalen gehoord	1	.0
		Via media goede	1	.0
		Total	3767	100.0
D12	Document held for current residence in the Netherlands	1. Knowledge worker/highly-skilled permit	66	3.6
		2. Student visa	67	3.6
		3. Family reunification	50	2.7
		4. Fixed-term residence permit	341	18.4
		5. Tourist visa	7	0.4
		6. Asylum application	56	3.0
		7. Refugee status	67	3.6
		8. Dutch citizenship	1127	60.8
		9. No document	36	1.9
		10. Other (specify)	37	2.0
		Total	1854	100.0
D12_Other	Other answer to D12	.	3724	98.9
		Citizenship of other EU country	3	0.1
		EU citizen	1	0.0
		fixed term residence permit	2	0.1
		German	2	0.1
		ID	1	0.0
		License indefinite	1	0.0
		ongoing request	1	0.0
		permanent residency permit	14	0.4
		residence permit for unspecified time	7	0.2

Variable name	Variable Label	Answer Categories	Frequency	Percent
		some permit (BN??)	5	0.1
		Undetermined stay permit	3	0.1
		Undetermined time visa	1	0.0
		Verblijfsvergunning voor bepaald tijd	1	0.0
		W-document	1	0.0
		Total	3767	100.0
D. MIGRATION HISTORY				
ARRIVAL IN THE NETHERLANDS - I				
D13	Job in origin country	1. Yes	668	47.2
		2. No	746	52.8
		Total	1414	100.0
D14	Name or title of last job in origin		3117	82.4
		Academic lecturer	1	0.0
		Academy worker	1	0.0
		Accountant	14	0.3
		Acting program director	1	0.0
		Acting, journalist	1	0.0
		Admin collaborator	1	0.0
		Administration accounting	1	0.0
		Administrative	1	0.0
		Administrative assistant	2	0.1
		Administrative clerk	1	0.0
		Administrative employee	1	0.0
		Administrative worker	1	0.0
		Administrator	2	0.1
		agricultural expert	3	0.1
		agricultural extension worker	1	0.0
		Agricultural officer	1	0.0
		agricultural researcher	1	0.0
		Agricultural researcher	2	0.1
		Agriculturalist	1	0.0
		Agriculture officer	1	0.0
		Air craft mechanic	1	0.0
		Aircraft maintenance engineer	1	0.0
		airline loader	1	0.0
		Airport office clerk	1	0.0
		Ambassador	1	0.0
		arabic and french professor	1	0.0

Variable name	Variable Label	Answer Categories	Frequency	Percent	
		Architect	1	0.0	
		Armee Officer	1	0.0	
		Army General	1	0.0	
		Arts	2	0.1	
		assistant director in factory	1	0.0	
		assistant engineer	1	0.0	
		assistant lecturer	5	0.1	
		Assistant lecturer	4	0.1	
		assistant researcher	1	0.0	
		assistant vetenarian / farm manager	1	0.0	
		Associate consultant	1	0.0	
		Auto mechanic	1	0.0	
		Bachelor	1	0.0	
		bakery	1	0.0	
		bank employee	2	0.1	
		Bank worker	1	0.0	
		Banker	1	0.0	
		banking secretary	1	0.0	
		Barman	1	0.0	
		basic school teacher	1	0.0	
		Biology teacher	1	0.0	
		bookkeeper	2	0.1	
		Bookkeeper	2	0.1	
		Bus driver	1	0.0	
		Bus Driver	1	0.0	
		Business	1	0.0	
		Business man	6	0.2	
		Business Man	1	0.0	
		business owner	3	0.1	
		Business owner	2	0.1	
		Businessman	12	0.3	
		Businesswoman	1	0.0	
		Butcher	1	0.0	
		cafe, painting & other	1	0.0	
		Car mechanic	1	0.0	
		care taker	1	0.0	
		Carpenter	2	0.1	
		cashier	1	0.0	
		cashier in family business	1	0.0	
		chemical engineer	1	0.0	
		chief caretaker	1	0.0	

Variable name	Variable Label	Answer Categories	Frequency	Percent	
		chief store keeper	1	0.0	
		child day care	1	0.0	
		child development coordinator	1	0.0	
		Childcare assistant	1	0.0	
		City bus driver	1	0.0	
		Civil engineer	1	0.0	
		civil servant	3	0.1	
		Civil servant	1	0.0	
		Civil Servant	1	0.0	
		Clothing	1	0.0	
		college lecturer	1	0.0	
		commercial agent	1	0.0	
		commercial trade	1	0.0	
		Company for Petrol and Gas	1	0.0	
		Computer engineer	1	0.0	
		Constructor	1	0.0	
		construction former	1	0.0	
		Construction supervisor	1	0.0	
		construction worker	1	0.0	
		Construction workers	1	0.0	
		constructor	2	0.1	
		contractor	1	0.0	
		Cook	1	0.0	
		coordinator	1	0.0	
		Creche teacher	1	0.0	
		Credit Analyst	1	0.0	
		Cultivation	1	0.0	
		customer service clerk	1	0.0	
		Cycling selling	1	0.0	
		Designer irrigation project	1	0.0	
		Development agent	1	0.0	
		Diplomat	1	0.0	
		Director of an Engineering Company	1	0.0	
		Director of an orphanage	1	0.0	
		Director of Gender	1	0.0	
		Docent	1	0.0	
		docent creche	1	0.0	
		doctor	1	0.0	
		Doctor	5	0.1	
		doctor's assistant	1	0.0	
		driver	2	0.1	

Variable name	Variable Label	Answer Categories	Frequency	Percent	
		Driver	2	0.1	
		Drugstore assistant	1	0.0	
		Drycleaner	1	0.0	
		Economic planner	1	0.0	
		Economic researcher	1	0.0	
		Election assistant	1	0.0	
		Electric Engineer	1	0.0	
		electrical engeneering	1	0.0	
		Electrotechnician	1	0.0	
		Elementary school teacher	1	0.0	
		Employer in Bank	1	0.0	
		engineer	1	0.0	
		Engineer	8	0.2	
		english teacher	1	0.0	
		enquetrice	1	0.0	
		entrepreneur	2	0.1	
		Ethiopian Minister of Defence	1	0.0	
		expert	1	0.0	
		Expert	1	0.0	
		exploration geologist	1	0.0	
		exporter-importer	1	0.0	
		Factory job	1	0.0	
		factory worker	1	0.0	
		Family business	1	0.0	
		farmer	13	0.3	
		Farmer	6	0.2	
		farmerboy	1	0.0	
		Financial advisor	1	0.0	
		Fisher and salesman	1	0.0	
		fisherman	1	0.0	
		Fisherman	2	0.1	
		Food security coordinator	1	0.0	
		Food security officer	1	0.0	
		Football Player for National Team	1	0.0	
		Footballplayer	1	0.0	
		foreman	1	0.0	
		French teacher	1	0.0	
		Fruit picker	1	0.0	
		General	1	0.0	
		Geologist	1	0.0	
		Government job	1	0.0	

Variable name	Variable Label	Answer Categories	Frequency	Percent	
		Governmental	1	0.0	
		graduate assistant	2	0.1	
		Graduate assistant	1	0.0	
		Graduate Assistant	3	0.1	
		Hair dresser	1	0.0	
		hairstylist	3	0.1	
		Hairdresser	1	0.0	
		Handling family business	2	0.1	
		Head of administrative legal service	1	0.0	
		Head of Finance Department	1	0.0	
		head of organization and management	1	0.0	
		head of public selection of SNNPR women'saffairs bureau	1	0.0	
		herdman	1	0.0	
		high school teacher	2	0.1	
		Higher expert in agricultural marketing output	1	0.0	
		hotel manager	1	0.0	
		Hotel service	1	0.0	
		HR Officer	1	0.0	
		Human resources manager	1	0.0	
		ICT Technician	1	0.0	
		instructor	2	0.1	
		Instructor	2	0.1	
		instructor, faculty head	1	0.0	
		Irrigation engineer	1	0.0	
		Irrigation expert	1	0.0	
		IT expert	1	0.0	
		IT officer	1	0.0	
		Jeweller	1	0.0	
		journalism	1	0.0	
		journalist	4	0.1	
		Journalist	2	0.1	
		Judge	1	0.0	
		judo instructor	1	0.0	
		junior accountant	1	0.0	
		junior researcher	2	0.1	
		Junior researcher	1	0.0	
		Junior Researcher	1	0.0	
		Justice	1	0.0	
		Justice officer	1	0.0	
		kindergarden nurse	1	0.0	
		Kolonel	2	0.1	

Variable name	Variable Label	Answer Categories	Frequency	Percent	
		lab analyst	1	0.0	
		laboratory worker in hospital	1	0.0	
		Lawyer	1	0.0	
		lecturer	14	0.4	
		Lecturer	11	0.3	
		Lecturer in the college	1	0.0	
		Lecturer in University	1	0.0	
		Leger Ingeneur	1	0.0	
		Leraves	1	0.0	
		Levares	1	0.0	
		Local government official	1	0.0	
		Logistic Analyst	1	0.0	
		Logistic assistant	1	0.0	
		Logistics	1	0.0	
		Logistics manager	1	0.0	
		M & E office	1	0.0	
		machine operator	1	0.0	
		maid	1	0.0	
		managing	1	0.0	
		Market employee	1	0.0	
		Marketing manager	1	0.0	
		marketing officer	1	0.0	
		Master	1	0.0	
		Math Teacher	1	0.0	
		mathematics teacher	1	0.0	
		Mayor	3	0.1	
		Mayor of Local Government	1	0.0	
		mechanic	1	0.0	
		Mechanic	2	0.1	
		Mechanist	1	0.0	
		medical surgery	1	0.0	
		Merchant/trader	1	0.0	
		Meteorologist	1	0.0	
		Microcredit projectmanager	1	0.0	
		mid wife	1	0.0	
		Midwife	1	0.0	
		Military	3	0.1	
		Military force, National service	1	0.0	
		military officer	1	0.0	
		Military service	1	0.0	
		military vang	1	0.0	

Variable name	Variable Label	Answer Categories	Frequency	Percent	
		Military/ Air Force	1	0.0	
		Miner	1	0.0	
		mining engineer	1	0.0	
		mining-architect	1	0.0	
		minister	1	0.0	
		Ministry of defense	1	0.0	
		ministry of finance	1	0.0	
		Monitoring	1	0.0	
		Monitoring and Evaluation Officer	1	0.0	
		Municipality	1	0.0	
		NGO	1	0.0	
		NGO Worker	1	0.0	
		nurse	2	0.1	
		Nurse	7	0.2	
		Nursery teacher	1	0.0	
		office employee	1	0.0	
		office job	1	0.0	
		Office job	1	0.0	
		officer	1	0.0	
		Officer	1	0.0	
		Operation Assistant	1	0.0	
		Operation officer	1	0.0	
		organizer	1	0.0	
		Orthopedist and university lecturer	1	0.0	
		owner of a fish store	1	0.0	
		Owner of Bar	1	0.0	
		Owner shop	1	0.0	
		Packer	1	0.0	
		Painting shop salesperson	1	0.0	
		PE Teacher	1	0.0	
		pediatric	1	0.0	
		Pharmacist	1	0.0	
		Physician	1	0.0	
		Pilot	3	0.1	
		plan and budget expert	1	0.0	
		Planing and programing department head	1	0.0	
		polical activist	1	0.0	
		police	1	0.0	
		police administration	1	0.0	
		police officer	1	0.0	
		Policeman	1	0.0	

Variable name	Variable Label	Answer Categories	Frequency	Percent	
		Policy analyst	1	0.0	
		Politically active	1	0.0	
		Politically active and director of a deparment in a town hall	1	0.0	
		politician	1	0.0	
		Population affair officer	1	0.0	
		Post bezorgen	1	0.0	
		Priest	1	0.0	
		Primary school teacher	3	0.1	
		Private business	1	0.0	
		Producer, presenter and writer	1	0.0	
		Production worker	4	0.1	
		professor	1	0.0	
		Professor	1	0.0	
		Program manager	1	0.0	
		programme assistant	1	0.0	
		project coordinator	1	0.0	
		Project coordinator	3	0.1	
		Project Coordinator	1	0.0	
		project manager	1	0.0	
		Project manager	1	0.0	
		project officer	1	0.0	
		Project team leader	1	0.0	
		public relations assistant	1	0.0	
		Public transportation service	1	0.0	
		Publisher	1	0.0	
		Purchaser	1	0.0	
		Radio broadcaster	1	0.0	
		radio journalist	1	0.0	
		Receptionist	1	0.0	
		Redat professor	1	0.0	
		reseacher	1	0.0	
		Research and office manager	1	0.0	
		research assistant	1	0.0	
		Research center management	1	0.0	
		researcher	1	0.0	
		Researcher	2	0.1	
		rice salesman	1	0.0	
		run family business	1	0.0	
		Saler	1	0.0	
		sales agent	1	0.0	
		Sales and communication agent	1	0.0	

Variable name	Variable Label	Answer Categories	Frequency	Percent	
		sales person	2	0.1	
		Salesman	3	0.1	
		salesperson	1	0.0	
		Salesperson	1	0.0	
		secretary	8	0.2	
		Secretary	3	0.1	
		secretary (chief)	1	0.0	
		secretary at an internet cafe	1	0.0	
		secretary parlement	1	0.0	
		security	1	0.0	
		security officer	1	0.0	
		self employed	1	0.0	
		self-employed carpenter	1	0.0	
		Seller	1	0.0	
		Seller in family business	1	0.0	
		Senior economist	1	0.0	
		Senior extension expert	1	0.0	
		senior programmer	1	0.0	
		service at micro credit company	1	0.0	
		Sewer	1	0.0	
		sewing machine operator	1	0.0	
		shepherd	1	0.0	
		shop keeper	1	0.0	
		shop owner	2	0.1	
		Shop owner	1	0.0	
		shop seller	1	0.0	
		shop seller, owner	1	0.0	
		Shopkeeper	3	0.1	
		social development coordinator	1	0.0	
		Social expert	1	0.0	
		Social expert at ministry of social affairs	1	0.0	
		Social officer	1	0.0	
		social worker	1	0.0	
		Social worker	1	0.0	
		Social Worker	1	0.0	
		Sociologist	1	0.0	
		Some of everything	1	0.0	
		Spare part dealer	1	0.0	
		sports teacher	1	0.0	
		stevedore	1	0.0	
		Stoking shop	1	0.0	

Variable name	Variable Label	Answer Categories	Frequency	Percent	
		store keeper	1	0.0	
		Store keeper	1	0.0	
		Store Salesman	1	0.0	
		student assistant	1	0.0	
		study & design	1	0.0	
		supervisor	1	0.0	
		surveyer	1	0.0	
		tax officer	1	0.0	
		taxi driver	3	0.1	
		Taxi driver	5	0.1	
		Taxi Driver	1	0.0	
		teacer	1	0.0	
		teacher	15	0.4	
		Teacher	54	1.4	
		Teacher and secret service	1	0.0	
		Teacher Biology/Chemistry	1	0.0	
		Teacher in Mosque	1	0.0	
		Teacher Kindergarten	1	0.0	
		Teacher University	1	0.0	
		Teaching	1	0.0	
		technical assistant	2	0.1	
		technician	1	0.0	
		Technischman	1	0.0	
		Telecommunication construter	1	0.0	
		third officer	1	0.0	
		Tour and travel guide	1	0.0	
		trade	1	0.0	
		trading	1	0.0	
		Trading	1	0.0	
		Trainer	2	0.1	
		Ttransport	1	0.0	
		travel agent	1	0.0	
		truck driver	1	0.0	
		Truck driver	1	0.0	
		Tutor	1	0.0	
		Union worker	2	0.1	
		university assistant & political party officer	1	0.0	
		University assistant lecturer	1	0.0	
		university instructor	1	0.0	
		University lecturer	4	0.1	
		university professor and scientific employee at an airline	1	0.0	

Variable name	Variable Label	Answer Categories	Frequency	Percent
		University teacher	2	0.1
		Urban economist	1	0.0
		Vendor	1	0.0
		Verkoper	1	0.0
		vice president of state printing office	1	0.0
		waiter	2	0.1
		waitress	1	0.0
		Water engineer	1	0.0
		Water expert	1	0.0
		Water Resources Engineer	1	0.0
		Wood worker	1	0.0
		working at a bank	1	0.0
		Youth club	1	0.0
		youth counsil representative	1	0.0
		Youth football coach	1	0.0
		Youth Project coordinator	1	0.0
		Total	3767	100.0
D15	Description of last job in origin	.	3149	83.7
		academy worker	1	0.0
		Accountant	2	0.1
		Accountant in private org.	1	0.0
		accounting	4	0.1
		Accounting	2	0.1
		Accounting teacher	1	0.0
		Adjudiction of cases	1	0.0
		administration	5	0.1
		administration in city council	1	0.0
		administration in trade ministry	1	0.0
		administrative assistance	1	0.0
		Administrative clerk who serves as secretary	1	0.0
		administrative work	1	0.0
		administrative work for municipality	1	0.0
		administrative worker	1	0.0
		agricultural expert	1	0.0
		agricultural related activities	1	0.0
		Agricultural related activities	1	0.0
		Agricultural researcher	1	0.0
		air craft mechanic	1	0.0
		Aircraft maintenance engineer	1	0.0
		Ambasador	1	0.0

Variable name	Variable Label	Answer Categories	Frequency	Percent	
		Architect	1	0.0	
		Armee Officer	1	0.0	
		arranging and booking flights	1	0.0	
		Arts	2	0.1	
		Assistant Lecturer at University	1	0.0	
		assisting farmers, planning, reporting	1	0.0	
		at university	1	0.0	
		attending clients at daytime	1	0.0	
		Auditing	1	0.0	
		auto mechanic	1	0.0	
		Auto technic monteur	1	0.0	
		awareness creation about gender equity, public caution	1	0.0	
		bakery	2	0.1	
		Bank	2	0.1	
		banking	1	0.0	
		bookkeeper	1	0.0	
		Bookkeeper	1	0.0	
		bookkeeping	2	0.1	
		bringing medicine, ambulance transports	1	0.0	
		builder	1	0.0	
		business	10	0.3	
		Business	5	0.1	
		Businessman	2	0.1	
		butcher	1	0.0	
		buying & selling	1	0.0	
		buying and selling fish	1	0.0	
		cafeteria	1	0.0	
		cafeteria management	1	0.0	
		car maintenance	1	0.0	
		cargo exchange control and ship navigation	1	0.0	
		caring for children	1	0.0	
		Carmonteur	1	0.0	
		carpentry	3	0.1	
		cash-point in supermarket	1	0.0	
		checking materials coming in and out	1	0.0	
		checking people's health	1	0.0	
		chemistry teacher	1	0.0	
		child development related facilities planning and implementation	1	0.0	
		child sponsorship	1	0.0	
		childcare	3	0.1	
		Civil engineer	1	0.0	

Variable name	Variable Label	Answer Categories	Frequency	Percent	
		Civil servant	1	0.0	
		Civil Servant	1	0.0	
		Clerk	1	0.0	
		clinical worker	1	0.0	
		co-leadership	1	0.0	
		commandat military	1	0.0	
		commercial agent	1	0.0	
		commercial trade	1	0.0	
		Communication	1	0.0	
		Company for Petrol and Gas	1	0.0	
		computer maintenance	1	0.0	
		constructing houses	2	0.1	
		construction	4	0.1	
		construction activities	1	0.0	
		constructions	1	0.0	
		Consultancy for Government institution	1	0.0	
		controlling the ??	1	0.0	
		cooking and helping in a french family	1	0.0	
		cooking in a hotel	1	0.0	
		coordinating field offices	1	0.0	
		Coordinating the activities of teh center of excellence of urban	1	0.0	
		Creche teacher	1	0.0	
		Cultivation	1	0.0	
		customer handling	2	0.1	
		customer handling finance office	1	0.0	
		Cycling seller	1	0.0	
		data collection, assesing researchers, writing proposals and reports	1	0.0	
		data collection, drawing, report, writing	1	0.0	
		delivering goods	1	0.0	
		design	1	0.0	
		design & planning	1	0.0	
		designing	1	0.0	
		Designing	1	0.0	
		designing in military engineering	1	0.0	
		development of infrastructure (construction of tunnels, roads,	1	0.0	
		diplomat	2	0.1	
		Diplomat	1	0.0	
		Director of Gender	1	0.0	
		distribution of beverages to retailers	1	0.0	
		docent creche	1	0.0	
		doctor	1	0.0	

Variable name	Variable Label	Answer Categories	Frequency	Percent	
		Doctor	1	0.0	
		doctor for children	1	0.0	
		doing agricultural research	1	0.0	
		doing business	2	0.1	
		doing every accounting ?? in a factory	1	0.0	
		doing reasearch	1	0.0	
		doing research	2	0.1	
		doing research, improvement in livestock	1	0.0	
		drive people for up to 700km	1	0.0	
		driver	3	0.1	
		Driver	2	0.1	
		driving	2	0.1	
		Driving	1	0.0	
		driving a car	1	0.0	
		driving a taxi	3	0.1	
		driving buses	1	0.0	
		Driving City Bus	1	0.0	
		drugstore	1	0.0	
		drycleaning	1	0.0	
		editing & producing radio programmes	1	0.0	
		editor in chief, publisher	1	0.0	
		Electrotechnic	1	0.0	
		employee of Afghan bank	1	0.0	
		Engineer	1	0.0	
		engineering	2	0.1	
		enquetrice	1	0.0	
		establishing, monitoring and controlling assistants	1	0.0	
		expert	1	0.0	
		export/import from Japan, Singapore,...	1	0.0	
		Factory job	1	0.0	
		farm work	2	0.1	
		farmer	3	0.1	
		Farmer	1	0.0	
		farming	9	0.2	
		farming on own land	2	0.1	
		feasibility study	1	0.0	
		finance lated activities	1	0.0	
		fisherman	1	0.0	
		Fisherman	1	0.0	
		fishing	1	0.0	
		fishing and selling	1	0.0	

Variable name	Variable Label	Answer Categories	Frequency	Percent	
		fixing cars	1	0.0	
		Following and controlling work	1	0.0	
		food vendor	1	0.0	
		Football Player	1	0.0	
		gathering, preparing & reporting news	1	0.0	
		gender and democracy works	1	0.0	
		general	1	0.0	
		Geological survey	1	0.0	
		geologist	1	0.0	
		giving financial advice	1	0.0	
		giving instructions in community development	1	0.0	
		giving instructions, managing, supervising	1	0.0	
		giving lectures	1	0.0	
		giving university lectures	1	0.0	
		government agriculture	1	0.0	
		Government job	1	0.0	
		government official	1	0.0	
		Governmental	1	0.0	
		hair design	1	0.0	
		hairdresser	1	0.0	
		hairdressing	2	0.1	
		Hairdressing	1	0.0	
		handling finances	1	0.0	
		handling financial activities	1	0.0	
		handling financial documentation	1	0.0	
		handling population, issue messages	1	0.0	
		handling social and economic related activities	1	0.0	
		harvesting	1	0.0	
		Head of Finance Department	1	0.0	
		health service provider	1	0.0	
		healthcare service	1	0.0	
		helping farmers through technology	1	0.0	
		herding for his family	1	0.0	
		human resource management	1	0.0	
		ICT Technician	1	0.0	
		import	1	0.0	
		import and export	1	0.0	
		in a hospital	1	0.0	
		in elementary school	1	0.0	
		in government	1	0.0	
		involved in family business	1	0.0	

Variable name	Variable Label	Answer Categories	Frequency	Percent	
		Irrigation design	1	0.0	
		IT service	1	0.0	
		Jeweller's shop owner	1	0.0	
		journalism	1	0.0	
		Journalist	1	0.0	
		keeping a shop	1	0.0	
		kids care	1	0.0	
		Kolonel	2	0.1	
		Language Teacher	1	0.0	
		language teaching in basic school	1	0.0	
		Lawyer	1	0.0	
		leading troops against Taliban	1	0.0	
		Lecturer in IT	1	0.0	
		Lecturing	4	0.1	
		Leger Ingeneur	1	0.0	
		lending money	1	0.0	
		Lerares	1	0.0	
		Leraves	1	0.0	
		Levares	1	0.0	
		Live Stock Farming	1	0.0	
		loading baggage and passengers	1	0.0	
		Logistic Service	1	0.0	
		logistics	1	0.0	
		logistics manager at NGO (Save the children)	1	0.0	
		low level management	1	0.0	
		machine operation	1	0.0	
		made appointments, phone calls, cleaned, checked patients'	1	0.0	
		manage business	1	0.0	
		management	1	0.0	
		managing and supervising the project	1	0.0	
		managing operations of the ship, loading and unloading the ship	1	0.0	
		managing staff	1	0.0	
		managing, researching	1	0.0	
		maniging farmers / community	1	0.0	
		Market employee	1	0.0	
		marketing	1	0.0	
		marketing & sales	1	0.0	
		Marketing Manager	1	0.0	
		marketvendor	1	0.0	
		Math Teacher	1	0.0	
		Mayor of Local Government	1	0.0	

Variable name	Variable Label	Answer Categories	Frequency	Percent	
		Mayor of Village	1	0.0	
		Mechanics	1	0.0	
		Mechanist	1	0.0	
		medication / case service ? / managing the farm	1	0.0	
		Medicine (doctor)	1	0.0	
		Military	2	0.1	
		military service	1	0.0	
		mining	1	0.0	
		mining-architect	1	0.0	
		minister of a company	1	0.0	
		ministry of agriculture	1	0.0	
		Ministry of Interior	1	0.0	
		monitoring and evaluation of a project	1	0.0	
		Monitoring and Evaluation Officer	1	0.0	
		Monitoring natural resources	1	0.0	
		municipality worker	1	0.0	
		NGO	3	0.1	
		None	1	0.0	
		Nurse	1	0.0	
		nursing	6	0.2	
		office job	1	0.0	
		Office job	1	0.0	
		office management	1	0.0	
		office management, typing	1	0.0	
		Operation Assistant	1	0.0	
		operation officer	1	0.0	
		organizational finance related activities	1	0.0	
		organizing ??	1	0.0	
		Organizing and mobilizing youth activism	1	0.0	
		organizing and supervising in NGO	1	0.0	
		organizing news	1	0.0	
		overall program managing	1	0.0	
		Ownder 'shop'	1	0.0	
		Owner of Bar	1	0.0	
		packing boxes	1	0.0	
		Painting shop salesperson	1	0.0	
		personal business	1	0.0	
		physicist	1	0.0	
		pilot	1	0.0	
		Pilot	1	0.0	
		planing social development activities	1	0.0	

Variable name	Variable Label	Answer Categories	Frequency	Percent	
		planning of production	1	0.0	
		planning, implementing and reporting program	1	0.0	
		Planning, project management implementation	1	0.0	
		planning, reporting	1	0.0	
		planning, training subordinates, preparing manual, market	1	0.0	
		playing football	1	0.0	
		police	1	0.0	
		policeman	1	0.0	
		policework and coordination	1	0.0	
		policy formulation	1	0.0	
		political activist	1	0.0	
		political things	1	0.0	
		Post bezorgen	1	0.0	
		prepar research proposal	1	0.0	
		private business	1	0.0	
		Producer, presenter and writer	1	0.0	
		production	4	0.1	
		professional job	1	0.0	
		professor at a techical university	1	0.0	
		program planning	1	0.0	
		programming	1	0.0	
		project activities monitoring	1	0.0	
		project handling, planing and reporting	1	0.0	
		project management	1	0.0	
		Project manager	1	0.0	
		project planing	1	0.0	
		project planning & implementation	1	0.0	
		project planning & reporting	1	0.0	
		project planning, implementation, reporting,...	1	0.0	
		project planning, reporting	1	0.0	
		providing football training	1	0.0	
		Publication Manager	1	0.0	
		Publisher	1	0.0	
		purchasing	1	0.0	
		Radio broadcaster	1	0.0	
		recording customers who need a telephone and controlling if they	1	0.0	
		registry office	1	0.0	
		repairing maschineries	1	0.0	
		reporter management	1	0.0	
		reporter, editor	1	0.0	
		research steading	1	0.0	

Variable name	Variable Label	Answer Categories	Frequency	Percent	
		researcher	1	0.0	
		researching	1	0.0	
		Researching	1	0.0	
		researching, planning	1	0.0	
		run shops like bakery and boutique	1	0.0	
		Sale Promoter	1	0.0	
		sales	1	0.0	
		sales and manageing shop	1	0.0	
		salesman	1	0.0	
		salesperson	1	0.0	
		science	1	0.0	
		seccretarial service	1	0.0	
		secretarial service	1	0.0	
		secretarial services	1	0.0	
		secretarial work	2	0.1	
		secretary	1	0.0	
		secretary parlement	1	0.0	
		secretary service	1	0.0	
		secreterial work, cashier	1	0.0	
		seccretorial service	1	0.0	
		security	1	0.0	
		security service	1	0.0	
		self sufficient farming	1	0.0	
		sell things	1	0.0	
		Seller	1	0.0	
		selling	1	0.0	
		selling and promotion in the community	1	0.0	
		selling clothes	4	0.1	
		Selling goods	1	0.0	
		selling goods in a shop	1	0.0	
		selling groceries	1	0.0	
		selling products	1	0.0	
		selling rice	1	0.0	
		selling things	1	0.0	
		service at micro credit company	1	0.0	
		service in restaurant / hotel	1	0.0	
		serving in a restaurant	1	0.0	
		sew clothes	1	0.0	
		sewing small things	1	0.0	
		shoe shop factory	1	0.0	
		shop keeper	1	0.0	

Variable name	Variable Label	Answer Categories	Frequency	Percent	
		shopkeeper	2	0.1	
		shopkeeping	1	0.0	
		social and behavioural change agent	1	0.0	
		social work	2	0.1	
		Social Worker	1	0.0	
		soil and irrigation scheme activities	1	0.0	
		Spare part dealer	1	0.0	
		Sport instructor	1	0.0	
		sports education	1	0.0	
		sports teacher	1	0.0	
		stock controller / accountant	1	0.0	
		store keeper of ?? items	1	0.0	
		Storing	1	0.0	
		strategic planning	1	0.0	
		student assistant	1	0.0	
		supervision	1	0.0	
		taking care of children	1	0.0	
		taxi driver	2	0.1	
		Taxi driver	1	0.0	
		Taxi minibus driver	1	0.0	
		teach	5	0.1	
		teach mathematics	1	0.0	
		teacher	3	0.1	
		Teacher	19	0.5	
		Teacher and hairdresser	1	0.0	
		Teacher and secret service	1	0.0	
		teacher at basisschool	1	0.0	
		Teacher Biology/Chemistry	1	0.0	
		Teacher in Mosque	1	0.0	
		Teacher Kindergarten	1	0.0	
		Teacher University	1	0.0	
		Teachin in civics education	1	0.0	
		teaching	49	1.3	
		Teaching	3	0.1	
		teaching (french language)	1	0.0	
		Teaching (Research) Community Service	1	0.0	
		teaching & research	1	0.0	
		teaching assistant, community service	1	0.0	
		teaching at a school	1	0.0	
		teaching at uni	2	0.1	
		teaching at university	11	0.3	

Variable name	Variable Label	Answer Categories	Frequency	Percent	
		Teaching at University	1	0.0	
		teaching biology and chemistry	2	0.1	
		teaching French	1	0.0	
		teaching in a nursery	1	0.0	
		teaching in school	1	0.0	
		teaching in university	2	0.1	
		teaching languages to children	1	0.0	
		teaching maths	1	0.0	
		teaching nurses	2	0.1	
		teaching Physics	1	0.0	
		teaching students	3	0.1	
		teaching, research & community service professional	1	0.0	
		teaching, researching	1	0.0	
		teaching, researching, consulting	1	0.0	
		teaching, software development	1	0.0	
		teaching; giving permission for airplanes to fly	1	0.0	
		Technician	2	0.1	
		telecommunication construction	1	0.0	
		Telecommunications	1	0.0	
		touring	1	0.0	
		trader	2	0.1	
		trading	1	0.0	
		training and commanding troops	1	0.0	
		training and planing	1	0.0	
		training, auditing, facilitating, organizing and advising	1	0.0	
		transport & logistics	1	0.0	
		transport, post & telecommunication minister	1	0.0	
		transportation	1	0.0	
		Truck driver	1	0.0	
		truckdriver	1	0.0	
		typinf and office management	1	0.0	
		typist	1	0.0	
		union worker	2	0.1	
		university lab (agriculture)	1	0.0	
		university lecturer	1	0.0	
		university teacher	2	0.1	
		vice president of the mining institute	1	0.0	
		VP of senat	1	0.0	
		weather analysis	1	0.0	
		wood work	1	0.0	
		Work exper. general man.off.	1	0.0	

Variable name	Variable Label	Answer Categories	Frequency	Percent
		work for police & government	1	0.0
		worked at a hospital as a doctor	2	0.1
		worked in a bank	1	0.0
		worked with computers	1	0.0
		Workern voor ACF	1	0.0
		working at a bank	1	0.0
		working at a fabric with meachanic tools	1	0.0
		Working at drugstore	1	0.0
		working in a youth club	1	0.0
		working in the field, ploughing	1	0.0
		Total	3767	100.0
E. CURRENT SITUATION IN THE NETHERLANDS				
ECONOMIC ACTIVITIES AND OCCUPATIONAL STATUS - I				
E1	Description of primary activity in past 30 days	1. In paid work (or away temporarily)	662	35.4
		2. In education	475	25.4
		3. In education AND paid work	120	6.4
		4. Unemployed and actively looking for a job	117	6.3
		5. Unemployed, wanting a job, but not actively looking for a jo	81	4.3
		6. Permanently sick/disabled	101	5.4
		7. Retired	52	2.8
		8. In community/military service	5	0.3
		9. Doing housework	187	10.0
		10. Other (specify)	69	3.7
		Total	1869	100.0
E1_Other	Other answer to E1	.	3682	97.7
		Adjusted Jobconditions	1	0.0
		AZC	2	0.1
		Babysitting	1	0.0
		benefits	1	0.0
		Business	1	0.0
		cannot work due to legal status	1	0.0
		cantwrk,nores.permit	1	0.0
		currently on maternity leave	1	0.0
		Doing Housework & In Education	1	0.0
		doing nothing	1	0.0
		Dutch integration course	1	0.0
		Dutch language study	1	0.0
		Enstasia	1	0.0
		free service	1	0.0

Variable name	Variable Label	Answer Categories	Frequency	Percent
		Geen verblyfsvergunning	3	0.1
		holiday	2	0.1
		in asylum procedure	4	0.1
		Inburgering	1	0.0
		internship voluntary service	1	0.0
		job practice	1	0.0
		job vrom home ??	1	0.0
		just arrived in asylum center in Heerlen 10 days before and now	1	0.0
		just graduated from school and prepares to go back home	1	0.0
		language course	1	0.0
		language course and volunteer work	1	0.0
		living in refugee camp	1	0.0
		not allowed to work	1	0.0
		Not allowed to work	2	0.1
		nothing	1	0.0
		own business	1	0.0
		own taxi business	1	0.0
		part time job and in process of setting up own business	1	0.0
		planning to open private business	1	0.0
		pre-training for work	1	0.0
		Pregnancy relief	1	0.0
		pregnant	1	0.0
		private business	1	0.0
		self employed	1	0.0
		self-employed	1	0.0
		Uitkering	2	0.1
		undocumented	1	0.0
		vacation	9	0.2
		volunteer work	24	0.6
		working in the black market	1	0.0
		working on the black market	1	0.0
		Total	3767	100.0
E2	If unemployed, duration of unemployment	1. 6 months or less	44	23.3
		2. 6-12 months	35	18.5
		3. 1-2 years	31	16.4
		4. 2-5 years	27	14.3
		5. More than five years	52	27.5
		Total	189	100.0
E3	Job-search mechanism	1. Employment agency (private firm) (eg. Manpower)	139	18.6

Variable name	Variable Label	Answer Categories	Frequency	Percent
		2. Dutch family/friends	85	11.4
		3. Family/friends from the origin country	64	8.6
		4. Employment/labour office (state related)	61	8.2
		5. Inquired/asked for job	119	15.9
		6. School/traineeship	80	10.7
		7. Advertisement/internet	139	18.6
		8. Other (specify)	60	8.0
		Total	747	100.0
E3_Other	Other answer to E3	.	3708	98.6
		beursgekregeen voor prom.onderz	1	.0
		business, own savings	1	.0
		Dutch government	1	.0
		Eigen initiatief	1	.0
		election	1	.0
		Employment/labor office and sked around	1	.0
		family	1	.0
		family/friends from the origin country and school/traineeship	1	.0
		Found it myself	1	.0
		friend from England	1	.0
		friends	1	.0
		friends from various countries	1	.0
		got offer from the USA	1	.0
		knew boss	1	.0
		municipality	3	.1
		OK-Bank	1	.0
		people from other countries	1	.0
		private	1	.0
		Re-integration requirement	1	.0
		self-employed	23	.6
		social help	1	.0
		social security office	1	.0
		social service	1	.0
		sports	1	.0
		started business	1	.0
		started own business	2	.1
		Thourgh contact with manucipality	1	.0
		through migrant network	1	.0
		Through university	1	.0
		through volunteering	1	.0
		vacature	1	.0

Variable name	Variable Label	Answer Categories	Frequency	Percent
		via vluchtenlingwerk	1	.0
		Via vlugtelingwerk	1	.0
		working in family business	1	.0
		Total	3767	100.0
E4	Multiple jobs	1. Yes	89	11.6
		2. No	672	87.5
		Total	761	100.0
E5	Average hours per week worked	1. Less than 12 hours	53	7.0
		2. 12-19 hours	84	11.0
		3. 20-34 hours	193	25.3
		4. 35-40 hours	365	47.9
		5. More than 40 hours	67	8.8
		Total	762	100.0
E. CURRENT SITUATION IN THE NETHERLANDS ECONOMIC ACTIVITIES AND OCCUPATIONAL STATUS - II				
E6	Title of current main job	Account manager	3020	80.1
		Accountancy	1	.0
		accountant	1	.0
		Accountant	1	.0
		Accountant	8	.2
		Administratie	2	.1
		administration	1	.0
		Administration	1	.0
		administration assistant	1	.0
		administration employee	1	.0
		Administration worker	1	.0
		administrative employee	1	.0
		administrative support	1	.0
		administrator	3	.1
		Administrator	7	.2
		advertisement distribution	1	.0
		advisor	2	.1
		AIO	2	.1
		airport security	1	.0
		airport security officer	1	.0
		Airport security officer	2	.1
		Albert Heijn	1	.0

Variable name	Variable Label	Answer Categories	Frequency	Percent	
		alderman city level	1	.0	
		Alfahulp (household helper)	1	.0	
		Architect	1	.0	
		Arts	3	.1	
		Ass.branch manager	1	.0	
		Assembly	1	.0	
		Assistant	1	.0	
		Assistant accountant	1	.0	
		Assistant at GGZE	1	.0	
		assistant manager	2	.1	
		Assistant manager	1	.0	
		Assistant pharmacist	1	.0	
		Assistant Process engineer	1	.0	
		assistant professor	1	.0	
		Assistent business leader	1	.0	
		au pair	1	.0	
		Baby sitter and cleaner	1	.0	
		Baby sitting	1	.0	
		Babysitter	1	.0	
		Bagage operational support	1	.0	
		bakery assistant	1	.0	
		Bank manager	1	.0	
		Barkeeper	1	.0	
		bartender	1	.0	
		Bartender	1	.0	
		Beauty advisor	1	.0	
		Beautyadvisor	1	.0	
		Bediening	1	.0	
		biology teacher	1	.0	
		BOA security	1	.0	
		bonds settlement officer	1	.0	
		bookkeeper	1	.0	
		Bookkeeper	1	.0	
		Bos Hotel	1	.0	
		bride stylist	1	.0	
		Burt Beherder / cleaner	1	.0	
		Bus cleaner	1	.0	
		Bus driver	1	.0	
		business intelligence developer	1	.0	
		Business man	1	.0	
		businessman	1	.0	

Variable name	Variable Label	Answer Categories	Frequency	Percent	
		Businessman	4	.1	
		Businesswoman	1	.0	
		Butcher	1	.0	
		CAD engineer	1	.0	
		call agent	1	.0	
		call center worker	2	.1	
		Callcenter	1	.0	
		Car mechanic	1	.0	
		car monteur	1	.0	
		Car technical expert	1	.0	
		Care Administration	1	.0	
		Care assistant	1	.0	
		care taker	6	.2	
		Care taker	1	.0	
		Caregiver	2	.1	
		Carer for the elderly	2	.1	
		caretaker	2	.1	
		Caretaker	12	.3	
		Carpenter	1	.0	
		case manager	2	.1	
		cashier	4	.1	
		Cashier	2	.1	
		cashier at petrol station	1	.0	
		cashier employee	1	.0	
		catering	4	.1	
		Catering assistant	1	.0	
		catering on stadhouse	1	.0	
		Catering work	1	.0	
		catering worker	1	.0	
		Catering worker	2	.1	
		Chefleader	1	.0	
		chemical analyst	1	.0	
		Child carer	5	.1	
		Children supervisor	1	.0	
		Child carer	1	.0	
		cleaner	10	.3	
		Cleaner	12	.3	
		cleaning	1	.0	
		Cleaning	5	.1	
		cleaning employee	1	.0	
		Cleaning hospital equipment	1	.0	

Variable name	Variable Label	Answer Categories	Frequency	Percent	
		Cleaning Job	1	.0	
		cleaning lady	2	.1	
		cleaning offices	1	.0	
		cleaning person	1	.0	
		Cleaning person	4	.1	
		Cleaning Person	1	.0	
		Cleaning Service	1	.0	
		Cleaning staff	1	.0	
		client advisor	1	.0	
		clinical staff	1	.0	
		clothes ceaner	1	.0	
		Co-manager	1	.0	
		coffee machiene	1	.0	
		Commercial Employee	1	.0	
		Communication officer	1	.0	
		Compliance Officer	1	.0	
		Componenta	1	.0	
		computer technology	1	.0	
		concierge	1	.0	
		Concierge	2	.1	
		Consierge	1	.0	
		construction worker	1	.0	
		Construction worker	3	.1	
		consultant	2	.1	
		controller	1	.0	
		Cook	2	.1	
		cooking food	1	.0	
		coordinator	2	.1	
		Customer handling	1	.0	
		Customer service representative	1	.0	
		Customsofficer	1	.0	
		Debt advisor	1	.0	
		delivery driver	1	.0	
		delivery man	1	.0	
		Dental Hygienist	1	.0	
		Department Store	1	.0	
		Designer	1	.0	
		Dish washer	1	.0	
		dishwasher	1	.0	
		docotor's assistant	1	.0	
		Doctor	3	.1	

Variable name	Variable Label	Answer Categories	Frequency	Percent
		Document information manager	1	.0
		domestic services	1	.0
		Driver	1	.0
		driving instructor	2	.1
		Driving instructor	1	.0
		Drugstore assistant	1	.0
		Dutch language teacher	1	.0
		Electrician	1	.0
		electro technician	1	.0
		Electromonteur	1	.0
		electrician	1	.0
		Employee in Administration	1	.0
		Employer in textile company	1	.0
		END	1	.0
		Engenerial design	1	.0
		engineer	1	.0
		Engineer	3	.1
		Entrepreneur	6	.2
		exile custodian	1	.0
		facility med worker	1	.0
		facilty service	1	.0
		factoring controller	1	.0
		factory packer	1	.0
		factory worker	3	.1
		Factory worker	1	.0
		Financial advisor	1	.0
		Financial Assistant controller	1	.0
		Financial controler	2	.1
		Financial controller	1	.0
		Financial Employee	1	.0
		food audit manager	1	.0
		Food catering	1	.0
		food control	1	.0
		football	1	.0
		football trainer	1	.0
		foreman	1	.0
		Friesco International	1	.0
		Front and back office manager	1	.0
		front officer	1	.0
		Gardencleaner	1	.0
		General servant in Amsterdam transport sector	1	.0

Variable name	Variable Label	Answer Categories	Frequency	Percent	
		GIS data analyst	1	.0	
		Grafiemedia	1	.0	
		grocery bagger	1	.0	
		Group leader	1	.0	
		hairstylist	1	.0	
		Hairdresser	2	.1	
		Head chef	1	.0	
		Head of department	1	.0	
		Health Care assistant (level II	1	.0	
		Heating system meachnic	1	.0	
		His own business	1	.0	
		Holiday Job at supermarket	1	.0	
		home care	2	.1	
		home care worker	1	.0	
		Horeca	1	.0	
		Horeca employee	1	.0	
		Hostess	1	.0	
		Hotel management	1	.0	
		HRM Manager	1	.0	
		hum res manager	1	.0	
		Human resource employee	1	.0	
		Human resource manager	1	.0	
		hygienist	1	.0	
		ICT	1	.0	
		ICT Business owner	1	.0	
		ICT staff member	1	.0	
		ICT'r	1	.0	
		Import & exporter	1	.0	
		Indian ? companion	1	.0	
		ING Bank	1	.0	
		Ingenieur Borukunde	1	.0	
		instructor	1	.0	
		insulationmetalworkr	1	.0	
		Insurance advisor	1	.0	
		insurance calculator	1	.0	
		insurance man	1	.0	
		integration advisor	1	.0	
		Intercultural advisor	1	.0	
		interior caretaker	1	.0	
		Intern	2	.1	
		Internship	1	.0	

Variable name	Variable Label	Answer Categories	Frequency	Percent
		Internship at IND	1	.0
		interviewer	1	.0
		Interviewer	1	.0
		IT consultant	1	.0
		IT expert	1	.0
		IT programmer	1	.0
		IT service	1	.0
		IT specialist	1	.0
		IT-auditor	1	.0
		janitor	1	.0
		Janitor	1	.0
		job consultant	1	.0
		journalist	1	.0
		Journalist	3	.1
		Jouth coach	1	.0
		Junior officer settlement	1	.0
		Junior researcher	1	.0
		junior researcher (intern)	1	.0
		kindergarten teacher	2	.1
		kitchen help	3	.1
		Kitchen help	1	.0
		kitchen worker	1	.0
		Labourer at warehouse	1	.0
		language teacher	1	.0
		Laundry oparator	1	.0
		Lawfirm trainee	1	.0
		lawyer	1	.0
		Lawyer	2	.1
		leadership	1	.0
		library assistant	1	.0
		Library employee	1	.0
		library manager	1	.0
		logistic management	1	.0
		logistic officer	1	.0
		logistical employee	1	.0
		Logistician	1	.0
		logistics employee	1	.0
		Luggage porter	1	.0
		Machiene operator	1	.0
		Machine operator	2	.1
		Magazijn medewerker	1	.0

Variable name	Variable Label	Answer Categories	Frequency	Percent	
		magazine man	1	.0	
		management assistant	1	.0	
		manager	1	.0	
		Manager	8	.2	
		manufacturer	2	.1	
		Matching operator	1	.0	
		McDonalds	1	.0	
		mechanic	6	.2	
		Mechanic	3	.1	
		Mechanic brakes and wheels of aircraft	1	.0	
		Medewerker steel company	1	.0	
		Media reporter	1	.0	
		Media Tailor Accounts Manager	1	.0	
		Mediator	1	.0	
		Medical student	1	.0	
		member in community development and neighbourhood service	1	.0	
		Metal processing	1	.0	
		network manager	1	.0	
		No title	3	.1	
		nurse	9	.2	
		Nurse	11	.3	
		nurse ?	1	.0	
		Nurse/caretaker	1	.0	
		Nursery teacher	1	.0	
		office cleaner	1	.0	
		office clerk	1	.0	
		office engineering	1	.0	
		office help	1	.0	
		office manager	1	.0	
		officer	1	.0	
		oldage helper	1	.0	
		Operations supervisor	1	.0	
		Order manager, planner, commer	1	.0	
		Owner of cleaning business	1	.0	
		Packaging operator	1	.0	
		Packet post	1	.0	
		Packingoperator	1	.0	
		paperboy	2	.1	
		parent consultant	1	.0	
		Parent counselor	1	.0	
		participation employee	1	.0	

Variable name	Variable Label	Answer Categories	Frequency	Percent	
		particular security	1	.0	
		pathologist	1	.0	
		pedagogic employee	1	.0	
		pedagogic worker	1	.0	
		pedagogical assistant	1	.0	
		pedagogical worker	1	.0	
		petroleum engineer	1	.0	
		Pharmacy assistant	1	.0	
		pharmaceutical assistant	1	.0	
		Pharmaceutical assistant	1	.0	
		pharmacy assistant	2	.1	
		Pharmacy assistant	2	.1	
		PHD candidate	2	.1	
		PHD fellow	1	.0	
		PhD researcher	7	.2	
		PHD researcher	1	.0	
		PHD student	1	.0	
		PhD student/researcher	1	.0	
		philips healthcare	1	.0	
		Planner	1	.0	
		Planner at transportation company	1	.0	
		Police agent	1	.0	
		Policy-worker	1	.0	
		Political scientist	1	.0	
		Post bode	1	.0	
		post sorting	1	.0	
		Postal deliverer	1	.0	
		postman	1	.0	
		Postman	2	.1	
		Priest	1	.0	
		Private business owner	1	.0	
		private telecom director	1	.0	
		produciotn controller	1	.0	
		Product Partner	1	.0	
		Product scan	1	.0	
		Productiemedewerker	1	.0	
		Production	2	.1	
		Production Assistant	1	.0	
		Production associate	1	.0	
		Production employer	1	.0	
		Production work	1	.0	

Variable name	Variable Label	Answer Categories	Frequency	Percent	
		production worker	1	.0	
		Production worker	6	.2	
		Productstaffmember	1	.0	
		proejet coordinator	1	.0	
		Program-manager	1	.0	
		Program-Manager	1	.0	
		programmer	1	.0	
		project coordinator	1	.0	
		project officer	1	.0	
		Project officer	2	.1	
		promoter	1	.0	
		psychologist	1	.0	
		Psychologist	1	.0	
		quality assistance	1	.0	
		quality controller	1	.0	
		reception & credit controller	1	.0	
		receptionist	1	.0	
		Receptionist	2	.1	
		Red cross first help/aid	1	.0	
		Refugee mentor	1	.0	
		repair assembly	1	.0	
		research assistant	1	.0	
		Research assistant	1	.0	
		research scientist	1	.0	
		research technician	1	.0	
		researcher	5	.1	
		Researcher	5	.1	
		researcher at DSM	1	.0	
		Restaurand worker	1	.0	
		Restaurant	1	.0	
		Restaurant owner	3	.1	
		Resturant owner	1	.0	
		riding school	1	.0	
		Risk Management	1	.0	
		room maid in hotel	1	.0	
		safe handl/forklift	1	.0	
		saler	1	.0	
		Saler	1	.0	
		sales	1	.0	
		Sales advisor	1	.0	
		sales assistant	1	.0	

Variable name	Variable Label	Answer Categories	Frequency	Percent	
		Sales Assistant	1	.0	
		Sales assistant supermarket	1	.0	
		Sales controler	1	.0	
		Sales manager	2	.1	
		Sales officer	1	.0	
		salesman	4	.1	
		Salesman	1	.0	
		salesperson	1	.0	
		Salesperson	7	.2	
		Salesperson at catering	1	.0	
		sanitary officer	1	.0	
		Sanquin	1	.0	
		SAP consultant	1	.0	
		scaffoldingworker	1	.0	
		Schoonmaker	1	.0	
		secretary	2	.1	
		Secretary	2	.1	
		secreterial employee	1	.0	
		security	1	.0	
		security agent	1	.0	
		security desk	1	.0	
		security guard	1	.0	
		Security guard	1	.0	
		Security Guard	1	.0	
		security officer	1	.0	
		Security officer	3	.1	
		secutity	1	.0	
		Self-employed	1	.0	
		Self-employment	1	.0	
		seller	1	.0	
		Seller	1	.0	
		Seller Esprit	1	.0	
		Seller Manfield	1	.0	
		senior network advis	1	.0	
		senior network engineer	1	.0	
		senior policy master	1	.0	
		Service manager	1	.0	
		Sewing teacher	1	.0	
		Shop assistant	1	.0	
		shop keeper	1	.0	
		shop manager	1	.0	

Variable name	Variable Label	Answer Categories	Frequency	Percent	
		shop owner	2	.1	
		Shopowner	3	.1	
		social worker	4	.1	
		Social worker	4	.1	
		social worker/advisor in prison	1	.0	
		Socio psychiatric help	1	.0	
		sociocultural employee	1	.0	
		Software engineer	1	.0	
		Software-license consultant	1	.0	
		SP Employee	1	.0	
		staff assistance	1	.0	
		Staff manager	1	.0	
		Staffleader	1	.0	
		stair builder	1	.0	
		Steigerbouw/ scaffolding	1	.0	
		stewarding	1	.0	
		Stewarding	1	.0	
		stock controller	2	.1	
		Stonemason	1	.0	
		Store keeper	1	.0	
		Storehouse	1	.0	
		Student assistant	1	.0	
		Student supervisor	1	.0	
		Studentteam	1	.0	
		Supermarket employee	1	.0	
		Supervision	1	.0	
		supervisor customer service	1	.0	
		Support service	1	.0	
		system administration	1	.0	
		system administrator	1	.0	
		tailor	1	.0	
		tax advisor	1	.0	
		Taxi	1	.0	
		taxi chauffeur	1	.0	
		Taxi company owner	1	.0	
		taxi driver	3	.1	
		Taxi driver	9	.2	
		Taxi Drivwer	1	.0	
		Taxichauffeur	1	.0	
		teacher	5	.1	
		Teacher	5	.1	

Variable name	Variable Label	Answer Categories	Frequency	Percent	
		teaching assistant	2	.1	
		team manager	1	.0	
		Team manager	1	.0	
		Teamleader	1	.0	
		Teammanager in company	1	.0	
		Technical assistant	1	.0	
		Technical Helpdesk employee	1	.0	
		technical support employee	1	.0	
		technician	1	.0	
		Teller	1	.0	
		test?? engineer	1	.0	
		Textile worker	1	.0	
		Thuis zorge	1	.0	
		TNT	1	.0	
		Toezichthouder	1	.0	
		tools maker	1	.0	
		Trainer	3	.1	
		transportatin assistant	1	.0	
		travel agent	1	.0	
		Truck driver	4	.1	
		Truckdriver	1	.0	
		Vendor	1	.0	
		Verkoop	1	.0	
		Verzorgende I.G.	1	.0	
		Voesbaker	1	.0	
		waiter	4	.1	
		Waiter	3	.1	
		waiter in a hotel	1	.0	
		waiters	1	.0	
		Waitress	1	.0	
		warehouse	1	.0	
		warehouse worker	1	.0	
		Warehousewerker	1	.0	
		Welder	3	.1	
		Welfare bureau (UWV)	1	.0	
		whole seller	1	.0	
		Worker for a magazine	1	.0	
		Working at flowerauction	1	.0	
		Working in a store	1	.0	
		Working with plants	1	.0	
		Ziekenversorger in psychic clinic	1	.0	

Variable name	Variable Label	Answer Categories	Frequency	Percent
		Total	3767	100.0
E7	Description of work	accept insurance claims	1	.0
		accepting & distributing goods	1	.0
		accompany asylum-(seekers)	1	.0
		accountant	1	.0
		accounting	3	.1
		Accounting	2	.1
		accounting activities	1	.0
		Administratie	1	.0
		administrating	1	.0
		administration	7	.2
		Administration	5	.1
		Administration Assistant	1	.0
		administration etc.	1	.0
		administration work	1	.0
		administrative tasks	1	.0
		administrative work	2	.1
		administrator for two buildings	1	.0
		adminsitration	1	.0
		advanced nurse	1	.0
		advice, integration projects	1	.0
		advise on taxes	1	.0
		Adviser	1	.0
		advises clients	1	.0
		advising clients	1	.0
		advisor	1	.0
		advisor in housing living condition	1	.0
		airport security	1	.0
		annual plan design	1	.0
		arranging and controlling products for export until loading	1	.0
		assissting students	1	.0
		assist in child care	1	.0
		assist people who don't know language	1	.0
		assist the management	1	.0
		assist the teacher	1	.0
		assisting pharmacist	1	.0
		assures quality control & availability	1	.0
		At manucipality	1	.0
		auditing multinationals on being halal & producing halal products	1	.0

Variable name	Variable Label	Answer Categories	Frequency	Percent	
		automaticising	1	.0	
		Baby sitting and cleaning	1	.0	
		Babysitting	1	.0	
		back office: between traders and clients; processing enquiries and	1	.0	
		baking and attending customers	1	.0	
		bartending	1	.0	
		bartending at a cafe	1	.0	
		biotechnology	1	.0	
		booking holidays, administration	1	.0	
		build houses	1	.0	
		Building	1	.0	
		building construciotn	1	.0	
		bureaucracy	1	.0	
		business	1	.0	
		butcher	1	.0	
		Buy/sell products	3	.1	
		Calculator	1	.0	
		call center	1	.0	
		call center work	1	.0	
		call people and sell snacks	1	.0	
		calling clients	1	.0	
		Car Mechanic	1	.0	
		car repair	1	.0	
		care for elderly people	1	.0	
		Caregiving	1	.0	
		Caretaker Mentally Handicaped	1	.0	
		caretaking	4	.1	
		Caretaking	2	.1	
		caring for sick people at their homes	1	.0	
		caring for the elderly	1	.0	
		caring for the sick	1	.0	
		Carpenter	1	.0	
		cashier	3	.1	
		catering	1	.0	
		checking luggage at airport	1	.0	
		checkout goods	1	.0	
		cheese producer	1	.0	
		child activities	1	.0	
		child care	3	.1	
		Child care and laundry oparator	1	.0	
		Child carer	1	.0	

Variable name	Variable Label	Answer Categories	Frequency	Percent	
		child carer at school	1	.0	
		child-care	1	.0	
		children supervision during lunchtime	1	.0	
		clean the workspace	1	.0	
		cleaning	24	.6	
		Cleaning	8	.2	
		cleaning a restaurant	1	.0	
		cleaning at HBO	1	.0	
		cleaning buses	1	.0	
		cleaning clothes	1	.0	
		Cleaning hospital equipment	1	.0	
		cleaning houses	1	.0	
		cleaning in a hotel	2	.1	
		cleaning in a primary school	1	.0	
		cleaning office	1	.0	
		cleaning offices	3	.1	
		cleaning people's houses	1	.0	
		cleaning, cooking, baby sitting	1	.0	
		cleaning, washing	1	.0	
		coaching students	1	.0	
		commercial and financial administration	1	.0	
		computer maintenance	1	.0	
		computer networking	1	.0	
		computer production	1	.0	
		concierge	1	.0	
		consierge at a school	1	.0	
		construction	5	.1	
		consultancy	1	.0	
		consultancy for socially derailed people	1	.0	
		controlling	1	.0	
		controller	1	.0	
		controlling materials and persons (road construction)	1	.0	
		Controlling of Clearence	1	.0	
		controlling products, loading, unloading, ??	1	.0	
		controlling quality of food and packaging	1	.0	
		controlling students	1	.0	
		cooking	4	.1	
		cooking food	1	.0	
		Coordinate	1	.0	
		coordinates activities in refugee organisations	1	.0	
		coordination migrants	1	.0	

Variable name	Variable Label	Answer Categories	Frequency	Percent	
		Coordinator	1	.0	
		counseling parents	1	.0	
		counselling	1	.0	
		counselling children	1	.0	
		counselling of youth with mental problems	1	.0	
		customer handling	1	.0	
		Customer handling	1	.0	
		customer handling in a hotel	1	.0	
		cutting hair	1	.0	
		data anlysis of geology	1	.0	
		day care teacher	1	.0	
		Deliver mail	1	.0	
		deliver mail and advertisment	1	.0	
		delivers post	1	.0	
		design	1	.0	
		Designing buildings	1	.0	
		develop software programs	1	.0	
		Dishwasher	1	.0	
		distributing leaflets to households	1	.0	
		distributing meat to Germany	1	.0	
		distributing newspaper	2	.1	
		distribution of mail	1	.0	
		do dishes	1	.0	
		doctor assistant	1	.0	
		doctor's assistant	1	.0	
		Documenting information	1	.0	
		doing activities with old people	1	.0	
		Doing administratie	1	.0	
		doing interviews	1	.0	
		Doing paperwork	1	.0	
		doing research	4	.1	
		doing trainings, administrative tasks and reporting	1	.0	
		Don't know	1	.0	
		Driver	1	.0	
		drives people	1	.0	
		driving	2	.1	
		Driving	1	.0	
		driving a taxi	1	.0	
		driving a truck	1	.0	
		Driving a truck	1	.0	
		driving people	1	.0	

Variable name	Variable Label	Answer Categories	Frequency	Percent	
		driving taxi	1	.0	
		Driving taxi	2	.1	
		driving to clients, promotion	1	.0	
		editor	1	.0	
		electrical	1	.0	
		electrician	1	.0	
		electro technics	1	.0	
		Enginerial planning	1	.0	
		event catering	1	.0	
		factory/plant	1	.0	
		Fill Holes	1	.0	
		filling groceries	1	.0	
		finance	2	.1	
		finance and accounting	1	.0	
		finance related activities	1	.0	
		Financial Administration	1	.0	
		financial staff	1	.0	
		first aid	1	.0	
		fix cars	1	.0	
		Fixed term research	1	.0	
		follow up the production process of cheese	1	.0	
		food preparation	1	.0	
		food preparation ??	1	.0	
		foreigner department	1	.0	
		freelance manager	1	.0	
		gathering & reporting	1	.0	
		getting groceries, preparing meetings	1	.0	
		GIS	1	.0	
		give advice	1	.0	
		give advice to the local government	1	.0	
		give driving lessons	1	.0	
		give medicine and care for patients	1	.0	
		give workshops	1	.0	
		giving beauty advice	1	.0	
		Giving care to elderly	1	.0	
		giving driving lessons	1	.0	
		giving orders to groups	1	.0	
		giving sewing lessons	1	.0	
		go to people's houses and help them	1	.0	
		goods checkout in a supermarket	1	.0	
		guards a cafe	1	.0	

Variable name	Variable Label	Answer Categories	Frequency	Percent	
		guidance/escort	1	.0	
		hairdresser	2	.1	
		Hairdressing	1	.0	
		handeling hotel activities	1	.0	
		handeling information database	1	.0	
		handling customers	2	.1	
		have contacts with clients	1	.0	
		Head of project	1	.0	
		heal people	2	.1	
		health care	1	.0	
		health services	1	.0	
		healthcare	1	.0	
		help clients	1	.0	
		help customers	1	.0	
		help desk	1	.0	
		Help in food production	1	.0	
		Help in taking care of elderly	1	.0	
		help people move and keeping public space clear cleaning	1	.0	
		help prisoners	1	.0	
		help youth	1	.0	
		helping elderly people in the hospital	1	.0	
		helping old people	1	.0	
		helping patients	1	.0	
		Helping people	1	.0	
		helping people find a job	1	.0	
		Helping sell foodstuff	1	.0	
		helping sick people	1	.0	
		helping where needed	1	.0	
		hostess	1	.0	
		hotel administration	1	.0	
		hotel dishwasher	1	.0	
		Huishuidelijk	1	.0	
		human resources	1	.0	
		ICT	2	.1	
		ICT helpdesk	1	.0	
		ict werkzaamheden	1	.0	
		import and export	1	.0	
		in hospital	1	.0	
		in-home care for mentally handicapped	1	.0	
		installation	1	.0	
		installation technol	1	.0	

Variable name	Variable Label	Answer Categories	Frequency	Percent	
		intake and caretaking	1	.0	
		intercultural advisor/mediator	1	.0	
		inventory ?? of less than 4 years	1	.0	
		IT	1	.0	
		IT service	1	.0	
		IT Service	1	.0	
		journalist	1	.0	
		keeping records	1	.0	
		laboratory work	1	.0	
		lawyer	1	.0	
		leadership (production)	1	.0	
		Lieken verzogen	1	.0	
		logistics	1	.0	
		looking for and develop oil and gas fields	1	.0	
		machine operation	1	.0	
		machining metal worker	1	.0	
		Machinist	1	.0	
		Magazijn medewerker	1	.0	
		Magazin	1	.0	
		make clothes	2	.1	
		make policy	1	.0	
		Making clay pipes	1	.0	
		making diamond tools	1	.0	
		making programmes for ATMs	1	.0	
		making stairs	1	.0	
		manage Ethiopian projects	1	.0	
		manager	4	.1	
		Manager	3	.1	
		manager at an insurance company	1	.0	
		managing	2	.1	
		Managing a real estate company	1	.0	
		Managing financial systems	1	.0	
		managing humanitarian and development program	1	.0	
		Managing people and helping where neccesary	1	.0	
		managing post	1	.0	
		managing projects	1	.0	
		managing restaurant	2	.1	
		managing supermarket	1	.0	
		managing websites	1	.0	
		managing, leading and monitoring project development	1	.0	
		measuring and cutting car parts	1	.0	

Variable name	Variable Label	Answer Categories	Frequency	Percent	
		mechanic	1	.0	
		Mechanic	1	.0	
		mechanincal work	1	.0	
		media related issues	1	.0	
		medical training	2	.1	
		Medische hulp beden	1	.0	
		member of the city council	1	.0	
		mentoring youth	1	.0	
		Metall workshop	1	.0	
		microscopy	1	.0	
		montage and testing	1	.0	
		network administration	1	.0	
		network advice	1	.0	
		networking, technical work	1	.0	
		night watch	1	.0	
		night work	1	.0	
		nursing	1	.0	
		Nursing	1	.0	
		Nursing in a nursing home	1	.0	
		nursing kids	1	.0	
		nursing women	1	.0	
		office cleaning	1	.0	
		office management	1	.0	
		office work and on the street	1	.0	
		Operational	1	.0	
		organize activities and execute tasks	1	.0	
		owner of cleaning business	1	.0	
		packaging	2	.1	
		packing	1	.0	
		Packing	1	.0	
		packing department	1	.0	
		packing food	1	.0	
		packingdepartment	1	.0	
		painting and repairing cars	1	.0	
		Passenger trip	1	.0	
		Patient care	1	.0	
		Patientezorg	1	.0	
		pay out welfare	1	.0	
		payment arrangements and reception of people	1	.0	
		Personeetskeken	1	.0	
		personell/org advice	1	.0	

Variable name	Variable Label	Answer Categories	Frequency	Percent	
		planing schemes and rosters	1	.0	
		planning and controlling	1	.0	
		play with children	1	.0	
		policy analysis in municipality	1	.0	
		portfolio of issues	1	.0	
		Post bezorge	1	.0	
		postman	1	.0	
		practice law	1	.0	
		prepare and deliver perscriptions	1	.0	
		prepare food and drinks	1	.0	
		preparing & selling food, cleaning	1	.0	
		preparing coffe and tea	1	.0	
		preparing food for retired people	1	.0	
		preparing goods for transport	1	.0	
		preparing meat in a restaurant	1	.0	
		Preparing pin statements, Data entry	1	.0	
		presentation for external networking, consulting o	1	.0	
		printing, faxin, making coffee	1	.0	
		processing	1	.0	
		production	2	.1	
		production of isolation materials	1	.0	
		production process controlling	1	.0	
		production processing	1	.0	
		Production work	1	.0	
		programming	1	.0	
		programming, software development	1	.0	
		project designing	1	.0	
		promotional activities	1	.0	
		provide information from school (employer)	1	.0	
		provide technical support to endusers	1	.0	
		providing service for ?? bureau	1	.0	
		providing tea and coffee in a school	1	.0	
		Purchasing	1	.0	
		pushcart to put small children in	1	.0	
		quality assurance checks	1	.0	
		quality control	1	.0	
		receiveing and sending of goods	1	.0	
		recycling metal	1	.0	
		Recylcling plastic	1	.0	
		Repairing brakes and wheels of aircrafts	1	.0	
		repairing heaters	1	.0	

Variable name	Variable Label	Answer Categories	Frequency	Percent	
		reparing cars	1	.0	
		research	11	.3	
		Research	3	.1	
		research & teaching	1	.0	
		research and teach	1	.0	
		Research assistant	1	.0	
		research lab	1	.0	
		research, give tutorials	1	.0	
		researching	5	.1	
		Researching	1	.0	
		restaurant management	1	.0	
		retail	1	.0	
		risk management	1	.0	
		run a restaurant	2	.1	
		running a cafe	1	.0	
		running a church	1	.0	
		sales	1	.0	
		Sales	1	.0	
		sales consultancy	1	.0	
		sales over the phone (callcenter)	1	.0	
		salesperson	1	.0	
		saleswoman	1	.0	
		Saling goods in Supermarket	1	.0	
		sanitation	1	.0	
		scaffolding	1	.0	
		Scannen van producten	1	.0	
		scanning documents	1	.0	
		school	1	.0	
		School Concierge	1	.0	
		Schoonwerk	1	.0	
		secretary service	1	.0	
		secreterial service	1	.0	
		securing	1	.0	
		security	5	.1	
		Security	2	.1	
		security & reception	1	.0	
		security in the airport	1	.0	
		Security officer	1	.0	
		security service	1	.0	
		seeling printers, copiers, etc.	1	.0	
		Sell clothes	1	.0	

Variable name	Variable Label	Answer Categories	Frequency	Percent	
		Sell magazines	1	.0	
		sell medicine and describe their effects to patients	1	.0	
		sell things	1	.0	
		sell things and supervise others	1	.0	
		Seller	3	.1	
		Selling	4	.1	
		selling and repairing	1	.0	
		selling at a gas station	1	.0	
		selling beauty products	1	.0	
		selling clothes	3	.1	
		selling flowers	1	.0	
		selling groceries	2	.1	
		selling mobile contracts	1	.0	
		selling phones	1	.0	
		selling products in store market	1	.0	
		selling shoes	1	.0	
		sells afghan food	1	.0	
		sells drugs	1	.0	
		serve customers	1	.0	
		Serve drinks	1	.0	
		Service	1	.0	
		service provision	1	.0	
		service technician	1	.0	
		serving	1	.0	
		serving guests	1	.0	
		Seuweren	1	.0	
		sewing	1	.0	
		social pedagog	1	.0	
		social work	6	.2	
		socio psychiatric help	1	.0	
		software maintenance	1	.0	
		Solving technical problems of cars	1	.0	
		sorting letters	1	.0	
		sorting out	1	.0	
		special network police, fire brigade, ambulances, military police	1	.0	
		sport	1	.0	
		stocking shelves	1	.0	
		Storehouseworker	1	.0	
		supervising children in the park	1	.0	
		supervising during lunchtime	1	.0	
		supervising, leading	1	.0	

Variable name	Variable Label	Answer Categories	Frequency	Percent
		supplying material to other workers	1	.0
		supporting retired people	1	.0
		surveying	1	.0
		systems engineer	1	.0
		take care of elderly	1	.0
		take care of elderly people	1	.0
		take care of old people	1	.0
		take care of people	1	.0
		takes care of physically ill	1	.0
		taking care for children	1	.0
		taking care of children	2	.1
		taking care of elderly	3	.1
		Taking care of elderly	2	.1
		taking care of elderly in their home	1	.0
		taking care of elderly people	1	.0
		taking care of handicapped people	1	.0
		taking care of health problems	1	.0
		Taking care of patients	1	.0
		taking care of people	1	.0
		taking care of people having problems like ??	1	.0
		taking care of the children	1	.0
		taking care of the elderly	1	.0
		Taking interviews	1	.0
		taxi company owner	1	.0
		taxi driver	1	.0
		Taxi driver	1	.0
		taxi driver for disabled people	1	.0
		taxi driving	1	.0
		taxi service	1	.0
		Taxi service	1	.0
		teach	1	.0
		teach children	1	.0
		teach immigrants	1	.0
		teach integration course	1	.0
		teaching	7	.2
		Teaching	3	.1
		teaching integration/Dutch classes	1	.0
		team manager for telecommunication	1	.0
		technical assistance	1	.0
		Technical assistant	1	.0
		telephone operation, receiving guests, arranging meetings	1	.0

Variable name	Variable Label	Answer Categories	Frequency	Percent	
		teller	1	.0	
		Terapeutisch	1	.0	
		Textile Carer	1	.0	
		Textile worker	1	.0	
		to give readings	2	.1	
		to test?? machines and software	1	.0	
		Tomatopicker	1	.0	
		traffic control/police	1	.0	
		train nurses	1	.0	
		trainee in lawfirm	1	.0	
		Trainer	1	.0	
		translator	1	.0	
		Transport of goods	1	.0	
		treating patients	1	.0	
		underground architect	1	.0	
		Verkoop	1	.0	
		Voesbaken	1	.0	
		waiter	2	.1	
		Waiting	1	.0	
		waiting customers	1	.0	
		waiting customers in a restaurant	1	.0	
		Warehouse	1	.0	
		Warehouse clerk	1	.0	
		warehouse worker	1	.0	
		Washing dishes	1	.0	
		Welder	1	.0	
		Welding metal	1	.0	
		Woing administration	1	.0	
		Work at airport	1	.0	
		work in a library	1	.0	
		work in a shop	1	.0	
		work in pharmacy	1	.0	
		Working as supervisor	1	.0	
		Working at a warehouse	1	.0	
		working in a drugstore	1	.0	
		working in a sports center cafe	1	.0	
		Working in the kitchen	1	.0	
		working in the shop	1	.0	
		working in trade	1	.0	
		working on lawsuits	1	.0	
		works for a magazine	1	.0	

Variable name	Variable Label	Answer Categories	Frequency	Percent
		works in a facility for people with mental disorders	1	.0
		works in human resource department	1	.0
		write for journal	1	.0
		Writing articles	1	.0
		Total	3767	100.0
E8	Type of organisation worked for	1. Central or local government	79	10.5
		2. Other public sector (education/health)	172	22.8
		3. A state-owned enterprise	50	6.6
		4. A private firm	351	46.5
		5. Self-employed	74	9.8
		6. NGO	17	2.3
		7. Other (specify)	12	1.6
		Total	755	100.0
E8_Other	Other answer to E8		3752	99.5
		a family	1	.0
		Dutch families	1	.0
		Dutch family	1	.0
		family	1	.0
		Foundation	1	.0
		international company	1	.0
		international ogranisation	1	.0
		private person	1	.0
		public shareholders	1	.0
		semi-governmental (no private company)	1	.0
		stichting	1	.0
		unaffiliated	1	.0
		University	2	.1
		working for IND ?? families	1	.0
		Total	3767	100.0
E9	If self-employed, number of	0	16	26.2
		1	10	16.4
		2	10	16.4
		3	3	4.9
		4	6	9.8
		5	4	6.6
		6	5	8.2
		7	2	3.3
		12	1	1.6
		16	1	1.6

Variable name	Variable Label	Answer Categories	Frequency	Percent
		30	1	1.6
		100	1	1.6
		700	1	1.6
		Total	61	100.0
E10	Work contract status	1. Unlimited duration	371	49.7
		2. Limited duration	210	28.2
		3. Flexible contract (eg. No uur contract)	98	13.1
		4. No contract	67	9.0
		Total	746	100.0
E. CURRENT SITUATION IN THE NETHERLANDS ECONOMIC ACTIVITIES AND OCCUPATIONAL STATUS - III				
E11_I	Groups with which face-to-face contact is had at work (first option)	1. Customer/clients (including patients)	387	51.3
		2. Suppliers/contractors	40	5.3
		3. Students/trainees	57	7.5
		4. Colleagues	261	34.6
		5. Other (specify)	10	1.3
		Total	763	100.0
E11_II	Groups with which face-to-face contact is had at work (second option)	1. Customer/clients (including patients)	48	10.9
		2. Suppliers/contractors	84	19.1
		3. Students/trainees	42	9.5
		4. Colleagues	256	58.3
		5. Other (specify)	9	2.1
		Total	439	100.0
E11_III	Groups with which face-to-face contact is had at work (third option)	1. Customer/clients (including patients)	17	12.4
		2. Suppliers/contractors	9	6.6
		3. Students/trainees	39	28.5
		4. Colleagues	56	40.9
		5. Other (specify)	16	11.7
		Total	137	100.0
E11_IV	Groups with which face-to-face contact is had at work (fourth option)	1. Customer/clients (including patients)	0	.0
		2. Suppliers/contractors	1	3.0
		3. Students/trainees	1	3.0
		4. Colleagues	23	69.7
		5. Other (specify)	8	24.2
		Total	33	100.0

Variable name	Variable Label	Answer Categories	Frequency	Percent
E11_V	Groups with which face-to-face contact is had at work (fifth option)	1. Customer/clients (including patients) 2. Suppliers/contractors 3. Students/trainees 4. Colleagues 5. Other (specify) Total	0 0 0 0 3 3	.0 .0 .0 .0 100.0 100.0
E11_VI	Groups with which face-to-face contact is had at work (sixth option)	1. Customer/clients (including patients) 2. Suppliers/contractors 3. Students/trainees 4. Colleagues 5. Other (specify) Total	0 0 0 0 3 3	.0 .0 .0 .0 100.0 100.0
E11_Other	Other answer to E11	accountant all kinds of people children Children children's parents criminals and victims education sector Family family member government government officials guests in the programme kinderen, ouders other organisations parents parents of pupils police professors self-employed network the family the public Total	3736 1 1 3 1 2 1 1 1 1 2 1 1 2 1 5 2 1 1 1 1 1 3767	99.2 .0 .0 .1 .0 .1 .0 .0 .0 .0 .1 .0 .0 .1 .0 .1 .1 .0 .0 .0 .0 .0 100.0
E12	Time spent managing/supervising coworkers	1. Almost all 2. Half or more 3. Less than half	87 72 144	12.5 10.3 20.6

Variable name	Variable Label	Answer Categories	Frequency	Percent
		4. Almost none/none	395	56.6
		Total	698	100.0
E13	Proportion of Dutch people in	1. Almost all	339	45.3
	daily work environment	2. Half or more	253	33.8
		3. Less than half	123	16.4
		4. Almost none/none	34	4.5
		Total	749	100.0
E14	Proportion of people from origin country in daily work environment	1. Almost all	35	4.8
		2. Half or more	48	6.5
		3. Less than half	171	23.3
		4. Almost none/none	481	65.4
		Total	735	100.0
E15	Ethnic business	1. Yes	42	5.6
		2. No	706	94.4
		Total	760	100.0
E. CURRENT SITUATION IN THE NETHERLANDS ECONOMIC ACTIVITIES AND OCCUPATIONAL STATUS - IV				
E16	Main source of income	1. Wages or salaries	679	37.2
		2. Income from self-employment (excluding farming)	36	2.0
		3. Income from farming	0	.0
		4. Pensions/AOW (older people)	53	2.9
		5. Unemployment/redundancy benefit	52	2.9
		6. Wajong (young handicapped people)	7	.4
		7. ANW (widowers)	11	.6
		8. Household dependent	174	9.5
		9. Studiefinanciering/tegenmoetkoming studie kosten (student al	339	18.6
		10. Bijstandsuitkering	149	8.2
		11. WW-uitkering (temporarily unemployed)	95	5.2
		12. WAO/WIA (unemployed due to illness)	55	3.0
		13. Income from investment, savings, insurance, or property	3	.2
		14. General Social assistance	59	3.2
		15. Other	112	6.1
		Total	1824	100.0
E16_Other	Other answer to E16	Als verfluchteling zonder verblyfsvergunning ontvangen ze op een	3633	96.4
			1	.0

Variable name	Variable Label	Answer Categories	Frequency	Percent	
		Als vluchteling zonder verblyfsvergunning ontranger ze op een	1	.0	
		bepaalde bedrag krygen voor kleren en andere dingen.	1	.0	
		bepalde bedrag krggen voor kleren an andere dingen.	1	.0	
		Bijstandsuitkering	1	.0	
		child support	1	.0	
		COA contribution money	4	.1	
		company pays for tuition fees and living expenses	1	.0	
		Financial support for pupils	4	.1	
		gets a salary from internship	1	.0	
		Grant	1	.0	
		help from friends, informal jobs	1	.0	
		in process of applying for unemployment benefits	1	.0	
		income from black market work	1	.0	
		income from self-employment	1	.0	
		klein vergoeding vriwilligerswerk	1	.0	
		looking for a job and no income source atm	1	.0	
		No income	1	.0	
		no income, living on personal savings	1	.0	
		outcaring	4	.1	
		payment from voluntary work	1	.0	
		pensions & WW-uitkering	1	.0	
		Pensions/AOW and WAO/WIA	1	.0	
		project allowance	1	.0	
		receives money from COA	5	.1	
		scholarship	57	1.5	
		social outcaring	4	.1	
		studifinanciering and a loan	1	.0	
		Studyfinancing	4	.1	
		tax break (conditional)	1	.0	
		tax credits	1	.0	
		taxi business	1	.0	
		Ulkering ogv wet, werk en bystand	5	.1	
		UItkering	2	.1	
		wages	4	.1	
		wages and pension	1	.0	
		Wages and study financing	7	.2	
		Wages and study fincaning	1	.0	
		WAO/WIA (unemployed due to illness)	2	.1	
		welfare benefit	1	.0	
		widow's pension and small personal pension	1	.0	
		WWB	1	.0	

Variable name	Variable Label	Answer Categories	Frequency	Percent
		WWW/WWB sociale dienst and werkgalegeheid	1	.0
		ziektewet	1	.0
		Total	3767	100.0
E17	Net income	1. <40/week, <150/month, <1800/year	50	3.3
		2. 41-70/week, 151-300/month, 1801-3600/year	95	6.3
		3. 71-120/week, 301-500/month, 3601-6000/year	168	11.1
		4. 121-230/week, 501-1000/month, 6001-12000/year	506	33.4
		5. 231-350/week, 1001-1500/month, 12001-18000/year	363	24.0
		6. 351-460/week, 1501-2000/month, 18001-24000/year	165	10.9
		7. 461-580/week, 2001-2500/month, 24001-30000/year	84	5.5
		8. 581-690/week, 2501-3000/month, 30001-36000/year	44	2.9
		9. 691-1150/week, 3001-5000/month, 36001-60000/year	24	1.6
		10. 1151-1730/week, 6001-7500/month, 60001-90000/year	10	.7
		11. 1731-2310/week, 7501-10000/month, 90001-120000/year	5	.3
		12. 2311>/week, 10001>/month, 120001>/year	1	.1
		Total	1515	100.0
E. CURRENT SITUATION IN THE NETHERLANDS				
LANGUAGE PROFICIENCY AND CULTURAL CONSUMPTION				
E18_I	Native language (first option)	Tigrinya	1279	33.9
		Afaan Oromo	11	.3
		Afan Oromo	3	.1
		Afghan	5	.1
		Agewigra	39	1.0
		Amharic	1	.0
		AMharic	369	9.8
		Arabic	1	.0
		Arabic/Berber	258	6.8
		Bantu	2	.1
		Berber	1	.0
		berbers	234	6.2
		Berbers	1	.0
		Burundian	41	1.1
		Damuregn	4	.1
		Dari	1	.0
		Dawuroгна	493	13.1
		deaf-mute	1	.0
		Ducth	1	.0

Variable name	Variable Label	Answer Categories	Frequency	Percent	
		Durch	1	.0	
		Dutch	286	7.6	
		Ehtiopian	2	.1	
		English	1	.0	
		Ethiopia	3	.1	
		Ethiopian	3	.1	
		Farsi	29	.8	
		French	8	.2	
		German	1	.0	
		Gurageegna	1	.0	
		Guragign	1	.0	
		Gurajian	1	.0	
		Hadiyya	1	.0	
		Hdiyigna	1	.0	
		Hindoestani	1	.0	
		Kambatign	1	.0	
		Kinyarwanda	2	.1	
		Kirundi	233	6.2	
		KLalaitegna	1	.0	
		Lingala	1	.0	
		Marokko	1	.0	
		Marrokko	1	.0	
		Moroccan	111	2.9	
		Moroccan Arabic	4	.1	
		Morrocan	19	.5	
		NL	5	.1	
		Oromif	2	.1	
		Oromifa	5	.1	
		Oromiffa	19	.5	
		Oromign	5	.1	
		Oromira	1	.0	
		Oromita	1	.0	
		Oromo	3	.1	
		Paschto	1	.0	
		Paschtu	2	.1	
		Pasht	1	.0	
		Pashto	121	3.2	
		Pashtu	10	.3	
		Pashtun	12	.3	
		Persian	45	1.2	
		Polish	1	.0	

Variable name	Variable Label	Answer Categories	Frequency	Percent
		Russian	3	.1
		Sidamigna	2	.1
		Sidamo	1	.0
		Somali	2	.1
		Sous	5	.1
		Spanish	1	.0
		Swahili	19	.5
		Tajik	2	.1
		Tegrigna	1	.0
		Tiglina	4	.1
		Tigray	4	.1
		Tigrega	1	.0
		Tigregna	2	.1
		Tigrign	7	.2
		Tigrigna	6	.2
		Tigrina	1	.0
		Tigrinya	8	.2
		Turkmen	1	.0
		Wolaita	1	.0
		Wolayitigna	1	.0
		Wolaytta	1	.0
		Total	3767	100.0
E18_II	Native language (second option)		3121	82.8
		Kiswahili	3	.1
		Tigrinya	1	.0
		Afghan	2	.1
		Amariga	1	.0
		Amharic	38	1.0
		Arabic	52	1.4
		Berben	4	.1
		Berber	50	1.3
		Berbers	1	.0
		Burundi	1	.0
		Catalan	1	.0
		Dari	31	.8
		Dari and Russian	2	.1
		Dutch	267	7.1
		Dutch & Farsi	1	.0
		English	5	.1
		Ethiopian	3	.1

Variable name	Variable Label	Answer Categories	Frequency	Percent
		Farsi	21	.6
		French	69	1.8
		French and Swahili	2	.1
		French, English	1	.0
		French, Swahili	4	.1
		Guragigna	1	.0
		Kirundi	7	.2
		Kirundi and French	1	.0
		Moroccan	24	.6
		Netherlands	1	.0
		Netherlands	5	.1
		Oromifa	2	.1
		Oromiffa	6	.2
		Oromifta	1	.0
		Oromign	1	.0
		Oromigna	1	.0
		Oromira	1	.0
		Oromo	3	.1
		Pashto	8	.2
		Pashtu	4	.1
		Persian	1	.0
		Somali	1	.0
		Spanish	1	.0
		Swahili	9	.2
		Tajik	2	.1
		Tigrign	2	.1
		Tigrigna	2	.1
		Tigrina	1	.0
		Turkmen	1	.0
		Total	3767	100.0
E19	Level of understanding of Dutch	1. Not at all	158	6.4
		2. A little bit	335	13.6
		3. Reasonably well	623	25.3
		4. Very well	1344	54.6
		Total	2460	100.0
E20	Preferred language to speak at home	1. Dutch	642	26.2
		2. Native language (specify)	1091	44.6
		3. Partly Dutch/partly native language (specify)	565	23.2
		4. Other (specify)	141	5.8

Variable name	Variable Label	Answer Categories	Frequency	Percent
		Total	2448	100.0
E20_Other	Preferred language to speak at	Kiswahili	3593	95.5
		Afaan Oromo	3	.1
		Amhaars	1	.0
		Amharic	1	.0
		Amharic and English	14	.4
		Amharic and Oromiffa	14	.4
		Arabic	1	.0
		Berber	2	.1
		Dari	4	.1
		depends on the people he must talk with	1	.0
		Dutch and Amharic	1	.0
		Dutch and English	1	.0
		Dutch and French	2	.1
		Dutch, Amharic and English	4	.1
		Dutch, Burundian, English	2	.1
		Dutch, English and Swahili	2	.1
		Ehtiopian	7	.2
		English	63	1.6
		English and Amharic	5	.1
		English and sometimes Kirundi	1	.0
		English, Amharic, Dutch	1	.0
		English, Dutch, Amharic	1	.0
		French	10	.3
		Handicap	1	.0
		Kirundi	8	.2
		Kirundi, French, English and Dutch	1	.0
		Language problems	1	.0
		mixed languages	2	.1
		Moroccan Arabic	1	.0
		Native language and English	2	.1
		Oromiffa and English	1	.0
		partly Dutch, partly Arabic	1	.0
		Pashto	2	.1
		Pashto and a little Dutch	3	.1
		Russian and Dari	3	.1
		Swahili	1	.0
		Swahili and French	1	.0
		Tigrigna	1	.0

Variable name	Variable Label	Answer Categories	Frequency	Percent
		Tigrinya and English	1	.0
		Total	3767	100.0
E21	Language spoken at workplace	1. Dutch	747	84.5
		2. Native language (specify)	24	2.7
		3. Partly Dutch/partly native language (specify)	25	2.8
		4. Other (specify)	88	10.0
		Total	884	100.0
E21_Other	Language spoken at workplace:		3661	97.1
		German	1	.0
		Amharic	1	.0
		Berber	1	.0
		Dutch & English	3	.1
		Dutch & English & German	1	.0
		Dutch and English	10	.3
		Dutch, English	1	.0
		Dutch, English and French	1	.0
		Dutch, English and Swahili	1	.0
		Dutch, French and English	1	.0
		Dutch, German and English	1	.0
		Dutch/English	1	.0
		Emglish	1	.0
		English	72	1.9
		English and Dutch	1	.0
		English and French	1	.0
		English, Dutch, Parsi	1	.0
		French	1	.0
		French & English	2	.1
		Kirundi	1	.0
		n.v.t	4	.1
		partly Dutch and English	1	.0
		Total	3767	100.0
E22	Frequency of listening to origin country music	1. Every day	755	31.5
		2. Several times a week	464	19.4
		3. Once or twice a week	302	12.6
		4. A few times a month	299	12.5
		5. Less often/never	574	24.0
		Total	2394	100.0

Variable name	Variable Label	Answer Categories	Frequency	Percent
E23	Frequency of listening to Dutch	1. Every day 2. Several times a week 3. Once or twice a week 4. A few times a month 5. Less often/never Total	578 326 224 316 961 2449	24.0 13.6 9.3 13.1 40.0 100.0
E24	Frequency of visiting websites about the origin country	1. Every day 2. Several times a week 3. Once or twice a week 4. A few times a month 5. Less often/never Total	402 283 275 285 1133 2378	16.9 11.9 11.6 12.0 47.6 100.0
E25	Frequency of visiting Dutch websites	1. Every day 2. Several times a week 3. Once or twice a week 4. A few times a month 5. Less often/never Total	1222 281 185 171 517 2434	51.4 11.8 7.8 7.2 21.8 100.0
E26	Frequency of reading origin- country newspapers (including online)	1. Every day 2. Several times a week 3. Once or twice a week 4. A few times a month 5. Less often/never Total	345 176 158 204 1479 2362	14.6 7.5 6.7 8.6 62.6 100.0
E27	Frequency of reading Dutch newspapers (including online)	1. Every day 2. Several times a week 3. Once or twice a week 4. A few times a month 5. Less often/never Total	858 292 229 183 799 2361	36.3 12.4 9.7 7.8 33.8 100.0
E. CURRENT SITUATION IN THE NETHERLANDS SOCIAL RELATIONS				
E28	Frequency of spending time with Dutch people during leisure time	1. Every day 2. Several times a week 3. A few times a month	957 634 371	37.2 24.6 14.4

Variable name	Variable Label	Answer Categories	Frequency	Percent
		4. Several times a year	142	5.5
		5. Less often	292	11.3
		6. Never	178	6.9
		Total	2574	100.0
E29	Frequency of spending time with people from the origin country during leisure time	1. Every day	848	33.2
		2. Several times a week	745	29.2
		3. A few times a month	547	21.4
		4. Several times a year	168	6.6
		5. Less often	190	7.4
		6. Never	56	2.2
		Total	2601	100.0
E30	Frequency of spending time with people NOT from the origin country or NL during leisure time	1. Every day	451	17.9
		2. Several times a week	602	23.9
		3. A few times a month	520	20.7
		4. Several times a year	216	8.6
		5. Less often	448	17.8
		6. Never	281	11.2
		Total	2518	100.0
E31	Voting in last Dutch national election	1. Yes	1036	54.8
		2. No	493	26.1
		3. No right to vote	361	19.1
		Total	1890	100.0
E32	Voting in last Dutch local election	1. Yes	899	48.1
		2. No	647	34.6
		3. No right to vote	322	17.2
		Total	1916	100.0
E33	Possession of health insurance in the Netherlands	1. Yes	2553	98.6
		2. No	37	1.4
		Total	2590	100.0
E34	Rating of current overall physical health	1. Very bad	32	1.2
		2. Bad	120	4.6
		3. Fair	364	13.8
		4. Good	1036	39.4
		5. Very good	1080	41.0
		Total	2639	100.0

Variable name	Variable Label	Answer Categories	Frequency	Percent	
E35	Rating of current overall happiness	1. Very bad	58	2.3	
		2. Bad	77	3.0	
		3. Fair	497	19.4	
		4. Good	1285	50.1	
		5. Very good	648	25.3	
		Total	2565	100.0	
E36_1	Perception of the Netherlands: statement 1	1. Completely disagree	120	12.7	
		2. Disagree	340	36.1	
		3. Neutral	257	27.3	
		4. Agree	184	19.5	
		5. Completely agree	42	4.5	
		Total	943	100.0	
E36_2	Perception of the Netherlands: statement 2	1. Completely disagree	220	22.0	
		2. Disagree	448	44.7	
		3. Neutral	163	16.3	
	I feel discriminated against in the Netherlands.	4. Agree	143	14.3	
		5. Completely agree	28	2.8	
		Total	1002	100.0	
E36_3	Perception of the Netherlands: statement 3	1. Completely disagree	21	2.1	
		2. Disagree	105	10.7	
		3. Neutral	224	22.9	
		4. Agree	539	55.2	
		5. Completely agree	88	9.0	
		Total	977	100.0	
E36_4	Perception of the Netherlands: statement 4	1. Completely disagree	48	5.1	
		2. Disagree	169	18.0	
	Migrants are helped to preserve their cultural heritage in the Netherlands.	3. Neutral	272	29.0	
		4. Agree	384	41.0	
		5. Completely agree	64	6.8	
		Total	937	100.0	
E36_5	Perception of the Netherlands: statement 5	1. Completely disagree	110	11.3	
		2. Disagree	403	41.3	
	The Netherlands is hostile towards migrants.	3. Neutral	288	29.5	
		4. Agree	148	15.2	
		5. Completely agree	27	2.8	

Variable name	Variable Label	Answer Categories	Frequency	Percent
		Total	976	100.0
E36_6	Perception of the Netherlands: statement 6 Migrants get fair treatment in the Netherlands.	1. Completely disagree 2. Disagree 3. Neutral 4. Agree 5. Completely agree Total	69 172 306 364 57 968	7.1 17.8 31.6 37.6 5.9 100.0
E. CURRENT SITUATION IN THE NETHERLANDS SOCIAL RELATIONS				
E37_1	Acculturation attitudes: statement 1 It is important to raise my children with the Dutch values and beliefs.	1. Completely disagree 2. Disagree 3. Neutral 4. Agree 5. Completely agree Total	53 182 266 379 79 959	5.5 19.0 27.7 39.5 8.2 100.0
E37_2	Acculturation attitudes: statement 2 I am proud of living in the Netherlands.	1. Completely disagree 2. Disagree 3. Neutral 4. Agree 5. Completely agree Total	32 104 303 449 115 1003	3.2 10.4 30.2 44.8 11.5 100.0
E37_3	Acculturation attitudes: statement 3 I strongly identify with the Dutch values, beliefs and traditions.	1. Completely disagree 2. Disagree 3. Neutral 4. Agree 5. Completely agree Total	33 237 350 322 54 996	3.2 23.3 34.4 31.6 5.3 100.0
E37_4	Acculturation attitudes: statement 4	1. Completely disagree 2. Disagree	112 292	11.1 29.1
	It is not important for me to be integrated in the Dutch society.	3. Neutral 4. Agree 5. Completely agree Total	91 357 153 1005	9.1 35.5 15.2 100.0
E37_5	Acculturation attitudes:	1. Completely disagree	19	1.9

Variable name	Variable Label	Answer Categories	Frequency	Percent
	statement 5 It is important to raise my children with the values and beliefs of [the origin country].	2. Disagree 3. Neutral 4. Agree 5. Completely agree Total	53 138 557 210 977	5.4 14.1 57.0 21.5 100.0
E37_6	Acculturation attitudes: statement 6 I am proud of being a member of [the origin country] community.	1. Completely disagree 2. Disagree 3. Neutral 4. Agree 5. Completely agree Total	17 42 169 513 242 983	1.7 4.3 17.2 52.2 24.6 100.0
E37_7	Acculturation attitudes: statement 7 I strongly identify with the values, beliefs and traditions of [the origin country].	1. Completely disagree 2. Disagree 3. Neutral 4. Agree 5. Completely agree Total	18 48 183 536 221 1006	1.8 4.8 18.2 53.3 22.0 100.0
E37_8	Acculturation attitudes: statement 8 It is important for me to be connected to [the origin country] community in the NL.	1. Completely disagree 2. Disagree 3. Neutral 4. Agree 5. Completely agree Total	25 69 160 562 180 996	2.5 6.9 16.1 56.4 18.1 100.0
E37_9	Acculturation attitudes: statement 9 I would support my son or daughter to marry a Dutch person.	1. Completely disagree 2. Disagree 3. Neutral 4. Agree 5. Completely agree Total	99 144 257 298 161 959	10.3 15.0 26.8 31.1 16.8 100.0
E37_10	Acculturation attitudes: statement 10 I would not like to have Dutch people as my neighbors.	1. Completely disagree 2. Disagree 3. Neutral 4. Agree 5. Completely agree Total	663 254 31 31 27 1006	65.9 25.2 3.1 3.1 2.7 100.0

Variable name	Variable Label	Answer Categories	Frequency	Percent
E37_11	Acculturation attitudes: statement 11 I feel integrated in Dutch society.	1. Completely disagree 2. Disagree 3. Neutral 4. Agree 5. Completely agree Total	27 91 232 470 181 1001	2.7 9.1 23.2 47.0 18.1 100.0
E37_12	Acculturation attitudes: statement 12 I feel integrated in [the origin country] community in the Netherlands.	1. Completely disagree 2. Disagree 3. Neutral 4. Agree 5. Completely agree Total	18 83 235 517 134 987	1.8 8.4 23.8 52.4 13.6 100.0
E38_1	Trust in the Dutch economy	1. None at all 2. Very little 3. Some 4. A great deal Total	63 102 337 463 965	6.5 10.6 34.9 48.0 100.0
E38_2	Trust in the Dutch legal system	1. None at all 2. Very little 3. Some 4. A great deal Total	57 94 280 489 920	6.2 10.2 30.4 53.2 100.0
E38_3	Trust in the Dutch government	1. None at all 2. Very little 3. Some 4. A great deal Total	96 158 362 322 938	10.2 16.8 38.6 34.3 100.0
E38_4	Trust in diaspora organisations in the Netherlands	1. None at all 2. Very little 3. Some 4. A great deal Total	106 127 339 184 756	14.0 16.8 44.8 24.3 100.0
E. CURRENT SITUATION IN THE NETHERLANDS SOCIAL RELATIONS				

Variable name	Variable Label	Answer Categories	Frequency	Percent
E39_1	Membership in religious organisation in the Netherlands	1. Active member 2. Inactive member 3. Not member Total	649 411 1522 2582	25.1 15.9 58.9 100.0
E39_2	Membership in sport, recreational, art, music, or	1. Active member 2. Inactive member 3. Not member Total	943 160 1466 2569	36.7 6.2 57.1 100.0
E39_3	Membership in labour union in the Netherlands	1. Active member 2. Inactive member 3. Not member Total	108 77 2321 2506	4.3 3.1 92.6 100.0
E39_4	Membership in political party in the Netherlands	1. Active member 2. Inactive member 3. Not member Total	44 71 2410 2525	1.7 2.8 95.4 100.0
E39_5	Membership in diaspora organisation in the Netherlands	1. Active member 2. Inactive member 3. Not member Total	180 111 2212 2503	7.2 4.4 88.4 100.0
E39_6	Membership in humanitarian/charitable organisation/NGO in the	1. Active member 2. Inactive member 3. Not member Total	170 117 2216 2503	6.8 4.7 88.5 100.0
E39_7	Membership in other organisation (specify) in the Netherlands	1. Active member 2. Inactive member 3. Not member Total	28 22 1889 1939	1.4 1.1 97.4 100.0
E39_Other	Other organisation of	(Ethiopian) student association Afghan organisation art, music or educational organization CERES Community Center	3744 1 1 1 1 1	99.2 .0 .0 .0 .0 .0

Variable name	Variable Label	Answer Categories	Frequency	Percent
		Ethiopian and Eritrean community in ITC	1	.0
		Ethiopian community	1	.0
		Ethiopian community	3	.1
		Ethiopian Community	1	.0
		Ethiopian community association	1	.0
		Greenpeace	1	.0
		NLP	1	.0
		president of Afghanistan association "Ariana"	1	.0
		professional association	1	.0
		professional organisation	1	.0
		school club	1	.0
		society of petrol engineers	1	.0
		Stichting Sinai	2	.1
		student association	2	.1
		Vadercentrum Roermond	1	.0
		Volunteer Services	1	.0
		Total	3767	100.0
E40_1	Ethnic composition of religious organisation of membership in	1. Cross-ethnic (people from different countries, including Dut	538	56.9
		2. Co-ethnic organisations (people from the origin country only)	407	43.1
		Total	945	100.0
E40_2	Ethnic composition of	1. Cross-ethnic (people from different countries, including Dut	955	94.5
		2. Co-ethnic organisations (people from the origin country only)	56	5.5
		Total	1011	100.0
E40_3	Ethnic composition of labour union of membership in the	1. Cross-ethnic (people from different countries, including Dut	139	93.9
		2. Co-ethnic organisations (people from the origin country only)	9	6.1
		Total	148	100.0
E40_4	Ethnic composition of political	1. Cross-ethnic (people from different countries, including Dut	63	75.9
		2. Co-ethnic organisations (people from the origin country only)	20	24.1
		Total	83	100.0
E40_5	Ethnic composition of diaspora organisation of membership in the Netherlands	1. Cross-ethnic (people from different countries, including Dut	80	31.7
		2. Co-ethnic organisations (people from the origin country only)	172	68.3
		Total	252	100.0
E40_6	Ethnic composition of humanitarian/charitable	1. Cross-ethnic (people from different countries, including Dut	192	79.7
		2. Co-ethnic organisations (people from the origin country only)	49	20.3

Variable name	Variable Label	Answer Categories	Frequency	Percent		
		Total	241	100.0		
E40_7	Ethnic composition of other organisation of membership in the Netherlands	1. Cross-ethnic (people from different countries, including Dut 2. Co-ethnic organisations (people from the origin country only) Total	26 11 37	70.3 29.7 100.0		
E41	Support of organisations	1. Yes 2. No Total	399 284 683	58.4 41.6 100.0		
F. TRANSNATIONAL SOCIAL TIES FAMILY STRUCTURE						
Variable Name	Variable Label	Frequency	Minimum	Maximum	Mean	SD
F1_1_A	Number of parents in total	963	0	3	1	.8
F1_1_B	Number of parents in the origin	707	0	3	1	.8
F1_1_C	Number of parents in the	627	0	3	1	.9
F1_2_A	Number of granparents in total	922	0	22	0	1.1
F1_2_B	Number of grandparents in the	597	0	4	1	.8
F1_2_C	Number of grandparents in the	474	0	4	0	.4
F1_3_A	Number of children in total	935	0	11	1	1.9
F1_3_B	Number of children in the origin	492	0	7	0	.9
F1_3_C	Number of children in the	684	0	10	2	1.9
F1_4_A	Number of grandchildren in total	908	0	35	0	2.3
F1_4_B	Number of grandchildren in the	451	0	13	0	1.1
F1_4_C	Number of grandchildren in the	468	0	35	0	2.5
F1_5_A	Number of siblings in total	971	0	34	4	2.9
F1_5_B	Number of siblings in the origin	788	0	25	3	2.7
F1_5_C	Number of siblings in the	681	0	11	2	2.2
F1_6_A	Number of uncles/aunts in total	963	0	75	5	6.4
F1_6_B	Number of uncles/aunts in the	808	0	60	5	5.1
F1_6_C	Number of uncles/aunts in the	591	0	25	1	2.5
F1_7_A	Number of	941	0	700	18	35.2
F1_7_B	Number of	790	0	200	14	19.9
F1_7_C	Number of	609	0	100	5	11.4
F1_8_A	Number of friends in total	944	0	1000	25	66.7
F1_8_B	Number of friends in the origin	726	0	400	11	29.7
F1_8_C	Number of friends in the	879	0	590	16	46.8
F1_9_A	Number of parents-in-law in	903	0	21	1	1.2
F1_9_B	Number of parents-in-law in the	546	0	10	1	1.0
F1_9_C	Number of parents-in-law in the	488	0	15	0	1.0

Variable name	Variable Label	Answer Categories	Frequency	Percent		
F1_10_A	Number of other specified	687	0	30	0	1.7
F1_10_B	Number of other specified	324	0	15	0	1.1
F1_10_C	Number of other specified	314	0	30	0	2.3
F2_1	Trust in media in the country of origin	1. None at all 2. Very little 3. Some 4. A great deal Total	260 310 313 63 946	27.5 32.8 33.1 6.7 100.0		
F2_2	Trust in the economy in the country of origin	1. None at all 2. Very little 3. Some 4. A great deal Total	293 261 321 70 945	31.0 27.6 34.0 7.4 100.0		
F2_3	Trust in the legal system in the country of origin	1. None at all 2. Very little 3. Some 4. A great deal Total	430 279 194 39 942	45.6 29.6 20.6 4.1 100.0		
F2_4	Trust in the government in the country of origin	1. None at all 2. Very little 3. Some 4. A great deal Total	401 275 226 43 945	42.4 29.1 23.9 4.6 100.0		
F2_5	Trust in the African Union/NATO in the country of origin	1. None at all 2. Very little 3. Some 4. A great deal Total	264 186 222 26 698	37.8 26.6 31.8 3.7 100.0		
F2_6	Degree of trust in the United Nations in the country of origin	1. None at all 2. Very little 3. Some 4. A great deal Total	230 199 330 72 831	27.7 23.9 39.7 8.7 100.0		
F3_1	Membership in religious	1. Active Member	80	3.2		

Variable name	Variable Label	Answer Categories	Frequency	Percent	
	organisation in the country of origin	2. Inactive Member 3. Not Member Total	170 2225 2475	6.9 89.9 100.0	
F3_2	Membership in sport, recreational, art, music, or educational association in the	1. Active Member 2. Inactive Member 3. Not Member Total	57 62 2357 2476	2.3 2.5 95.2 100.0	
F3_3	Membership in labour union in the country of origin	1. Active Member 2. Inactive Member 3. Not Member Total	8 48 2426 2482	.3 1.9 97.7 100.0	
F3_4	Membership in political party in the country of origin	1. Active Member 2. Inactive Member 3. Not Member Total	28 55 2398 2481	1.1 2.2 96.7 100.0	
F3_5	Membership in diaspora organisation in the country of origin	1. Active Member 2. Inactive Member 3. Not Member Total	40 47 2393 2480	1.6 1.7 96.5 100.0	
F3_6	Membership in humanitarian/charitable organisation/NGO in the country	1. Active Member 2. Inactive Member 3. Not Member Total	9 22 1959 1990	.5 1.1 98.4 100.0	
F3_6_Other	Other organisation of membership in the country of	Ethiopian Epilepsy support association NLP Private University professional association Professional association women group Total	3761 1 1 1 1 1 3767	99.9 .0 .0 .0 .0 .0 100.0	
F. TRANSNATIONAL SOCIAL TIES CONTACT WITH THE ORIGIN COUNTRY					

Variable name	Variable Label	Answer Categories	Frequency	Percent	
F4	Frequency of contact with family/friends in country of origin	1. No contact at all 2. Every few years 3. Once a year	133 37 33	13.2 3.7 3.3	
		4. Twice a year 5. Every three months 6. Every month 7. Every week 8. Every day Total	43 112 267 341 41 1007	4.3 11.1 26.5 33.9 4.1 100.0	
F5_I	Method of contacting family/friends in origin country (first option)	1. Telephone 2. Skype/internet-based chat/phone 3. E-mails 4. Letters 5. Visits to origin country 6. Family visits to the Netherlands Total	790 40 31 1 12 0 874	90.4 4.6 3.5 .1 1.4 .0 100.0	
F5_II	Method of contacting family/friends in origin country (second option)	1. Telephone 2. Skype/internet-based chat/phone 3. E-mails 4. Letters 5. Visits to origin country 6. Family visits to the Netherlands Total	23 253 161 8 167 10 622	3.7 40.7 25.9 1.3 26.8 1.6 100.0	
F5_III	Method of contacting family/friends in origin country (third option)	1. Telephone 2. Skype/internet-based chat/phone 3. E-mails 4. Letters 5. Visits to origin country 6. Family visits to the Netherlands Total	14 22 154 12 96 39 337	4.2 6.5 45.7 3.6 28.5 11.6 100.0	
F5_IV	Method of contacting family/friends in origin country (fourth option)	1. Telephone 2. Skype/internet-based chat/phone 3. E-mails 4. Letters 5. Visits to origin country 6. Family visits to the Netherlands Total	2 3 2 6 61 25 99	2.0 3.0 2.0 6.0 61.0 25.0 100.0	

Variable name	Variable Label	Answer Categories	Frequency	Percent
F5_V	Method of contacting family/friends in origin country (fifth option)	1. Telephone 2. Skype/internet-based chat/phone 3. E-mails 4. Letters 5. Visits to origin country 6. Family visits to the Netherlands Total	0 1 0 1 4 14 20	.0 5.0 .0 5.0 20.0 70.0 100.0
F5_VI	Method of contacting family/friends in origin country (sixth option)	1. Telephone 2. Skype/internet-based chat/phone 3. E-mails 4. Letters 5. Visits to origin country 6. Family visits to the Netherlands Total	0 0 0 0 0 3 3	0 .0 .0 .0 .0 100.0 100.0
F6_I	Person with which most contact is had (first option)	1. Parents 2. Siblings 3. Wider family 4. Community leaders 5. Friends 6. Children 7. Colleagues 8. Other (specify) Total	404 169 209 4 51 12 2 20 871	46.4 19.4 24.0 .5 5.9 1.4 .2 2.3 100.0
F6_II	Person with which most contact is had (second option)	1. Parents 2. Siblings 3. Wider family 4. Community leaders 5. Friends 6. Children 7. Colleagues 8. Other (specify) Total	25 251 80 4 128 12 4 14 518	4.8 48.5 15.4 .8 24.7 2.3 .8 2.7 100.0
F6_III	Person with which most contact is had (third option)	1. Parents 2. Siblings 3. Wider family 4. Community leaders	9 12 72 5	4.1 5.4 32.4 2.3

Variable name	Variable Label	Answer Categories	Frequency	Percent
		5. Friends	78	35.1
		6. Children	3	1.4
		7. Colleagues	19	8.6
		8. Other (specify)	24	10.8
		Total	222	100.0
F7	Frequency of return to the origin country	1. Never	311	36.6
		2. Once every few years	219	25.8
		3. Every other year	90	10.6
		4. Once a year	173	20.4
		5. Twice a year	42	4.9
		6. A few times every year	15	1.8
		Total	851	100.0
F8	Length of last visit to origin country	1. Less than a week	5	1.0
		2. 1-2 weeks	72	13.7
		3. 3-4 weeks	286	54.5
		4. 1-2 months	134	25.5
		5. More than two months	28	5.3
		Total	525	100.0
F9	Amount of money spent on the last visit to origin country	1. Less than 500 euros	45	9.9
		2. 501-1000 euros	131	28.7
		3. 1001-1500 euros	80	17.5
		4. 1501-2000 euros	77	17.1
		5. 2001-2500 euros	42	9.2
		6. More than 2501 euros	80	17.5
		Total	456	100.0
F10_1	Frequency of discussing personal affairs	1. Never	54	6.2
		2. Sometimes	253	29.2
		3. Frequently	277	32.0
		4. All the time	282	32.6
		Total	866	100.0
F10_2	Frequency of discussing community affairs	1. Never	120	14.0
		2. Sometimes	356	41.6
		3. Frequently	279	32.6
		4. All the time	101	11.8
		Total	856	100.0

Variable name	Variable Label	Answer Categories	Frequency	Percent
F10_3	Frequency of discussing experiences in the Netherlands	1. Never	50	5.8
		2. Sometimes	433	50.1
		3. Frequently	258	29.8
		4. All the time	124	14.3
		Total	865	100.0
F10_4	Frequency of discussing politics in the origin country	1. Never	335	38.9
		2. Sometimes	344	40.0
		3. Frequently	123	14.3
		4. All the time	59	6.9
		Total	861	100.0
F10_5	Frequency of discussing politics in the Netherlands	1. Never	458	53.2
		2. Sometimes	307	35.7
		3. Frequently	73	8.5
		4. All the time	22	2.7
		Total	861	100.0
F10_6	Frequency of discussing business or professional projects	1. Never	209	24.4
		2. Sometimes	393	45.9
		3. Frequently	194	22.7
		4. All the time	60	7.0
		Total	856	100.0
F10_7	Frequency of discussing social/cultural events	1. Never	88	10.2
		2. Sometimes	448	52.0
		3. Frequently	220	25.6
		4. All the time	105	12.2
		Total	861	100.0
F10_8	Frequency of discussing economics in the origin country	1. Never	178	20.7
		2. Sometimes	338	39.3
		3. Frequently	261	30.3
		4. All the time	84	9.8
		Total	861	100.0
F10_9	Frequency of discussing economics in the Netherlands	1. Never	226	26.3
		2. Sometimes	457	53.3
		3. Frequently	139	16.2
		4. All the time	36	4.2
		Total	858	100.0

Variable name	Variable Label	Answer Categories	Frequency	Percent
F10_10	Frequency of giving advice on educational matters	1. Never 2. Sometimes 3. Frequently 4. All the time Total	153 377 217 110 857	17.9 44.0 25.3 12.8 100.0
F10_11	Frequency of giving advice on political matters	1. Never 2. Sometimes 3. Frequently 4. All the time Total	519 254 58 25 856	60.6 29.7 6.8 2.9 100.0
F10_12	Frequency of giving advice on job-related matters	1. Never 2. Sometimes 3. Frequently 4. All the time Total	220 392 176 64 852	25.8 46.0 20.7 7.5 100.0
F10_13	Frequency of giving advice on health (problems) or related matters	1. Never 2. Sometimes 3. Frequently 4. All the time Total	109 388 243 114 854	12.8 45.4 28.5 13.3 100.0
G. ECONOMIC REMITTANCES RECEIVING MONETARY REMITTANCES				
G1	Household receiving remittances	1. Yes 2. No Total	50 933 983	5.1 94.9 100
G2_id1	sender and main respondent	1. Direct family member (parent/sibling/spouse/child) 2. Indirect family member (uncle/aunt, nephew, niece, etc) 3. Friend 4. Acquaintance 5. Religious Organization 6. Charity organization/ NGO 7. Other Total	34 6 3 0 1 0 4 48	70.8 12.5 6.3 0 2.1 0 8.3 100

Variable name	Variable Label	Answer Categories	Frequency	Percent		
G2_id1_Other		. company employer Research grant study grant Total	3763 1 1 1 1 3767	99.8 .0 .0 .0 .0 100.0		
G2_id2	sender and main respondent	1. Direct family member (parent/sibling/spouse/child) 2. Indirect family member (uncle/aunt, nephew, niece, etc) 3. Friend 4. Acquaintance 5. Religious Organization 6. Charity organization/ NGO 7. Other 88. Don't know 99. No answer Total	2 0 0 0 0 0 0 0 0 2	100.0 .0 .0 .0 .0 .0 .0 .0 .0 100.0		
G2_id3, G2_id4, G2_id5		NO OBSERVATIONS				
G3_id1	Total amount of remittances	N	Minimum	Maximum	Mean	Std. Deviation
		34	50	12000	2073	2897.4
G3_id2	Total amount of remittances					
		1	500	500	500	
G3_id3, G3_id4, G3_id5		NO OBSERVATIONS				
G4_id1	Reason this money was sent	1. No specific reason 2. To use for daily expense 3. To use for schooling 4. To use for business 5. To pay off debts 6. For a specific event (wedding/ funeral) 7. Other Total	15 13 4 0 3 3 7 45	33.3 28.9 8.9 .0 6.7 6.7 14.0 100		
G4_id1_other	sent	For research plane ticket salary schooling and daily expenses transport	3761 1 1 1 1 1	99.8 .0 .0 .0 .0 .0		

Variable name	Variable Label	Answer Categories	Frequency	Percent
		vacation	1	.0
		Total	3767	100.0
G4_id2	2) was sent	1. No specific reason	0	0
		2. To use for daily expense	1	100
		3. To use for schooling	0	0
		4. To use for business	0	0
		5. To pay off debts	0	0
		6. For a specific event (wedding/ funeral)	0	0
		7. Other	0	0
		88. Don't know	0	0
		99. No answer	0	0
		Total	1	100
G4_id2_other	sent	NO OBSERVATIONS		
G4_id3, G4_id4, G4_id5		NO OBSERVATIONS		
G5_id1	Need to repay money	1. Yes	6	13.6
		2. No	38	86.4
		Total	50	100.0
G5_id2	2)	1. Yes	0	0
		2. No	1	100
		Total	1	100
G5_id3, G5_id4, G5_id5		NO OBSERVATIONS		
G. ECONOMIC REMITTANCES				
SENDING MONETARY REMITTANCES - I				
G6	past year	1. Yes	434	43.9
		2. No	554	56.1
		Total	1022	100.0
G7_rp1	sender 1 and recipient 1	1. Direct family member (parent/sibling/spouse/child)	339	74.3
		2. Indirect family member (uncle/aunt, nephew, niece, etc)	69	15.1
		3. Friend	29	6.4
		4. Acquaintance	3	.7
		5. Religious Organization	3	.7
		6. Charity organization/ NGO	4	.9
		7. Other	9	2.0

Variable name	Variable Label	Answer Categories	Frequency	Percent
		Total	456	100.0
G7_rp1_other	sender 1 and recipient 1	. Adopted child complete family household at home Direct family and acquaintance direct family and NGO father-in-law poor people in general sponsoring a child in need Total	3758 1 1 1 1 1 3 1 3767	99.8 .0 .0 .0 .0 .0 .1 .0 100.0
G7_rp2	sender 1 and recipient 2	1. Direct family member (parent/sibling/spouse/child) 2. Indirect family member (uncle/aunt, nephew, niece, etc) 3. Friend 4. Acquaintance 5. Religious Organization 6. Charity organization/ NGO 7. Other 88. Don't know 99. No answer Total	92 34 15 4 1 1 4 0 0 151	60.9 22.5 9.9 2.6 .7 .7 2.6 .0 0 100.0
G7_rp2_other	sender 1 and recipient 2	. beggars burial insurance mother-in-law poor people Total	3763 1 1 1 1 3767	99.9 .0 .0 .0 .0 100.0
G7_rp3	sender 1 and recipient 3	1. Direct family member (parent/sibling/spouse/child) 2. Indirect family member (uncle/aunt, nephew, niece, etc) 3. Friend 4. Acquaintance 5. Religious Organization 6. Charity organization/ NGO 7. Other 88. Don't know 99. No answer Total	30 13 6 1 0 1 1 0 0 52	57.7 25.0 11.5 1.9 .0 1.9 1.9 .0 0 100.0

Variable name	Variable Label	Answer Categories	Frequency	Percent
G7_rp3_other	sender 1 and recipient 3	NO OBSERVATIONS		
G7_rp4	sender 2 and recipient 1	1. Direct family member (parent/sibling/spouse/child)	13	54.2
		2. Indirect family member (uncle/aunt, nephew, niece, etc)	7	29.2
		3. Friend	2	8.3
		4. Acquaintance	1	4.2
		5. Religious Organization	0	.0
		6. Charity organization/ NGO	0	.0
		7. Other	1	4.2
		Total	24	100.0
G7_rp4_other	sender 2 and recipient 4	NO OBSERVATIONS		
G7_rp5	sender 2 and recipient 2	1. Direct family member (parent/sibling/spouse/child)	7	70.0
		2. Indirect family member (uncle/aunt, nephew, niece, etc)	1	10.0
		3. Friend	0	0
		4. Acquaintance	0	0
		5. Religious Organization	0	0
		6. Charity organization/ NGO	1	10.0
		7. Other	1	10.0
		Total	10	100.0
G7_rp5_other	sender 2 and recipient 5	.	3766	99.9
		adopted child	1	.0
		Total	3767	100.0
G7_rp6	sender 2 and recipient 3	1. Direct family member (parent/sibling/spouse/child)	3	50.0
		2. Indirect family member (uncle/aunt, nephew, niece, etc)	2	33.3
		3. Friend	1	16.7
		4. Acquaintance	0	.0
		5. Religious Organization	0	0
		6. Charity organization/ NGO	0	0
		7. Other	0	0
		Total	6	100.0
G7_rp6_other	sender 2 and recipient 6	NO OBSERVATIONS		
G7_rp7	sender 3 and recipient 1	1. Direct family member (parent/sibling/spouse/child)	2	33.3
		2. Indirect family member (uncle/aunt, nephew, niece, etc)	2	33.3
		3. Friend	1	16.7
		4. Acquaintance	1	16.7

Variable name	Variable Label	Answer Categories	Frequency	Percent	
		5. Religious Organization	0	.0	
		6. Charity organization/ NGO	0	0	
		7. Other	0	0	
		88. Don't know	0	0	
		99. No answer	0	0	
		Total	6	100.0	
G7_rp7_other	sender 3 and recipient 7	NO OBSERVATIONS			
G7_rp8	sender 3 and recipient 2	1. Direct family member (parent/sibling/spouse/child)	1	33.3	
		2. Indirect family member (uncle/aunt, nephew, niece, etc)	1	33.3	
		3. Friend	1	33.3	
		4. Acquaintance	0	0	
		5. Religious Organization	0	0	
		6. Charity organization/ NGO	0	0	
		7. Other	0	0	
		88. Don't know	0	0	
		99. No answer	0	0	
		Total	3	100.0	
G7_rp8_other	sender 3 and recipient 8	NO OBSERVATIONS			
G7_rp9	sender 3 and recipient 3	1. Direct family member (parent/sibling/spouse/child)	1	50.0	
		2. Indirect family member (uncle/aunt, nephew, niece, etc)	0	0	
		3. Friend	0	0	
		4. Acquaintance	0	0	
		5. Religious Organization	0	0	
		6. Charity organization/ NGO	1	50.0	
		7. Other	0	0	
		88. Don't know	0	0	
		99. No answer	0	0	
		Total	2	100.0	
G7_rp9_other	sender 3 and recipient 9	NO OBSERVATIONS			
G8_rp1	Gender of recipient	1. Male	265	62.1	
		2. Female	165	37.9	
		Total	427	100.0	
G8_rp2	Gender of recipient	1. Male	90	64.3	
		2. Female	50	35.7	

Variable name	Variable Label	Answer Categories	Frequency	Percent		
		Total	140	100.0		
G8_rp3	Gender of recipient	1. Male	20	45.5		
		2. Female	24	54.5		
		Total	44	100.0		
G8_rp4	Gender of recipient	1. Male	15	62.5		
		2. Female	9	37.5		
		Total	24	100.0		
G8_rp5	Gender of recipient	1. Male	4	44.4		
		2. Female	5	55.6		
		Total	9	100.0		
G8_rp6	Gender of recipient	1. Male	4	66.7		
		2. Female	2	33.3		
		Total	6	100.0		
G8_rp7	Gender of recipient	1. Male	4	66.7		
		2. Female	2	33.3		
		Total	6	100.0		
G8_rp8	Gender of recipient	1. Male	2	66.7		
		2. Female	1	33.3		
		Total	3	100.0		
G8_rp9	Gender of recipient	1. Male	1	100.0		
		2. Female	0	.0		
		Total	1	100.0		
G9_rp1	Age of recipient	N	Minimum	Maximum	Mean	Std. Deviation
				91	50	19.9
G9_rp2	Age of recipient					
				107	42	20.2
G9_rp3	Age of recipient					
				77	37	16.6
G9_rp4	Age of recipient					
				89	45	21.5
G9_rp5	Age of recipient					
				80	43	21.7
G9_rp6	Age of recipient					

Variable name	Variable Label	Answer Categories	Frequency	Percent		
				60	37	16.3
G9_rp7	Age of recipient					
				90	44	35.8
G9_rp8	Age of recipient					
				100	50	43.8
G9_rp9	Age of recipient					
				65	65	
G10_rp1	education obtained	0. No schooling 1. Primary education 2. Lower secondary 3. Vocational/ pre-vocational upper secondary 4. Upper secondary and/or non tertiary post secondary 5. Vocational tertiary 6. Theoretically oriented tertiary and post-graduate Total	130 50 45 62 52 23 22 384	33.9 13.0 11.7 16.1 13.5 6.0 5.7 100.0		
G10_rp2	education obtained	0. No schooling 1. Primary education 2. Lower secondary 3. Vocational/ pre-vocational upper secondary 4. Upper secondary and/or non tertiary post secondary 5. Vocational tertiary 6. Theoretically oriented tertiary and post-graduate Total	38 27 16 24 21 8 18 152	25.0 17.8 10.5 15.8 13.8 5.3 11.8 100.0		
G10_rp3	education obtained	0. No schooling 1. Primary education 2. Lower secondary 3. Vocational/ pre-vocational upper secondary 4. Upper secondary and/or non tertiary post secondary 5. Vocational tertiary 6. Theoretically oriented tertiary and post-graduate Total	10 9 6 11 9 6 7 58	17.2 15.5 10.3 19.0 15.5 10.3 12.1 100.0		
G10_rp4	education obtained	0. No schooling 1. Primary education 2. Lower secondary 3. Vocational/ pre-vocational upper secondary 4. Upper secondary and/or non tertiary post secondary 5. Vocational tertiary	6 3 5 6 1 4	21.4 10.7 17.9 21.4 3.6 14.3		

Variable name	Variable Label	Answer Categories	Frequency	Percent
		6. Theoretically oriented tertiary and post-graduate	3	10.7
		Total	28	100.0
G10_rp5	education obtained	0. No schooling	3	33.3
		1. Primary education	2	22.2
		2. Lower secondary	0	0
		3. Vocational/ pre-vocational upper secondary	2	22.2
		4. Upper secondary and/or non tertiary post secondary	1	11.1
		5. Vocational tertiary	0	0
		6. Theoretically oriented tertiary and post-graduate	1	11.1
		Total	9	100.0
G10_rp6	education obtained	0. No schooling	1	14.3
		1. Primary education	1	14.3
		2. Lower secondary	0	0
		3. Vocational/ pre-vocational upper secondary	3	42.9
		4. Upper secondary and/or non tertiary post secondary	1	14.3
		5. Vocational tertiary	0	0
		6. Theoretically oriented tertiary and post-graduate	1	14.3
		Total	7	100.0
G10_rp7	education obtained	0. No schooling	3	60.0
		1. Primary education	1	20
		2. Lower secondary	0	.0
		3. Vocational/ pre-vocational upper secondary	1	20.0
		4. Upper secondary and/or non tertiary post secondary	0	0
		5. Vocational tertiary	0	.0
		6. Theoretically oriented tertiary and post-graduate	0	.0
		Total	5	100
G10_rp8	education obtained	0. No schooling	1	33.3
		1. Primary education	0	0
		2. Lower secondary	0	0
		3. Vocational/ pre-vocational upper secondary	0	0
		4. Upper secondary and/or non tertiary post secondary	2	66.7
		5. Vocational tertiary	0	0
		6. Theoretically oriented tertiary and post-graduate	0	0
		Total	3	100.0
G10_rp9	education obtained	0. No schooling	0	.0
		1. Primary education	0	0

Variable name	Variable Label	Answer Categories	Frequency	Percent
		2. Lower secondary	0	0
		3. Vocational/ pre-vocational upper secondary	1	100
		4. Upper secondary and/or non tertiary post secondary	0	.0
		5. Vocational tertiary	0	0
		6. Theoretically oriented tertiary and post-graduate	0	0
		Total	1	100.0
G11_1_rp1	Recipient's country of residence		3315	88.0
		Afghanistan	73	1.9
		Burundi	57	1.5
		Canada	1	.0
		Congo	1	.0
		Ethiopia	216	5.7
		France	1	.0
		Germany	1	.0
		India	1	.0
		Iran	1	.0
		Morocco	93	2.5
		Muslim countries	3	.1
		Rwanda	1	.0
		Spain	1	.0
		Tanzania	2	.1
		Total	3767	100.0
G11_1_rp2	Recipient's country of residence		3616	96.0
		Afghanistan	21	.6
		Burundi	22	.6
		Ethiopia	81	2.2
		Iran	1	.0
		Kenya	1	.0
		Morocco	22	.6
		Pakistan	1	.0
		Rwanda	2	.1
		Total	3767	100.0
G11_1_rp3	Recipient's country of residence		3715	98.7
		Afghanistan	6	.2
		Burundi	6	.2
		Congo	1	.0
		Eritrea	1	.0
		Ethiopia	29	.8

Variable name	Variable Label	Answer Categories	Frequency	Percent
		Iran	1	.0
		Morocco	7	.2
		Rwanda	1	.0
		Total	3767	100.0
G11_1_rp4	Recipient's country of residence		3743	99.4
		Afghanistan	5	.1
		Eritrea	1	.0
		Ethiopia	10	.3
		Morocco	7	.2
		Rwanda	1	.0
		Total	3767	100.0
G11_1_rp5	Recipient's country of residence		3757	99.7
		Afghanistan	2	.1
		Ethiopia	7	.2
		Morocco	1	.0
		Total	3767	100.0
G11_1_rp6	Recipient's country of residence		3762	99.9
		Afghanistan	1	.0
		Ethiopia	3	.1
		Morocco	1	.0
		Total	3767	100.0
G11_1_rp7	Recipient's country of residence		3761	99.8
		Afghanistan	1	.0
		Ethiopia	2	.1
		Morocco	3	.1
		Total	3767	100.0
G11_1_rp8	Recipient's country of residence		3764	99.9
		Ethiopia	2	.1
		Morocco	1	.0
		Total	3767	100.0
G11_1_rp9	Recipient's country of residence		3765	99.9
		Ethiopia	2	.1
		Total	3767	100.0
G11_2_rp1	Recipient's city of residence		3324	88.2

Variable name	Variable Label	Answer Categories	Frequency	Percent	
		Etad	1	.0	
		.	4	.1	
		44	1	.0	
		99	6	.2	
		Addis Ababa	98	2.6	
		Adigrat	1	.0	
		Adwa	1	.0	
		Agadir	2	.1	
		Aklm	1	.0	
		Al Hoceima	2	.1	
		Alamata	4	.1	
		Alicante	1	.0	
		Ambo	8	.2	
		Amhara	1	.0	
		Amlawak	1	.0	
		Arbaminch	1	.0	
		Aruit	2	.1	
		Asella	2	.1	
		Asilah	1	.0	
		Asmara	1	.0	
		Assefa	1	.0	
		Awassa	9	.2	
		Baghlan	1	.0	
		Bahir Dar	4	.1	
		Behsud	2	.1	
		Beni Oulichek	1	.0	
		Beni Said	1	.0	
		Berkane	2	.1	
		Boditi	1	.0	
		Boured	1	.0	
		Bujumbura	37	1.0	
		Bukavu	1	.0	
		cannot read	1	.0	
		Casablanca	5	.1	
		Cibitoke	1	.0	
		Dar es Salaam	2	.1	
		Debre Markos	1	.0	
		Debre Zeyit	3	.1	
		Debub	1	.0	
		Dessie	6	.2	
		Dilla	2	.1	

Variable name	Variable Label	Answer Categories	Frequency	Percent	
		Dire Dawa	6	.2	
		Durame	1	.0	
		El Ayoun	1	.0	
		Fes	4	.1	
		Finote Selam	1	.0	
		Fourijama	1	.0	
		Gedo	1	.0	
		Ghauri	1	.0	
		Ginchi	1	.0	
		Ginnir	1	.0	
		Gitega	1	.0	
		Gojo	1	.0	
		Gondar	8	.2	
		Guelmim	1	.0	
		Hamburg	1	.0	
		Harar	4	.1	
		Herat	5	.1	
		Hirna	1	.0	
		Hossana	1	.0	
		Ifrane	1	.0	
		Imzouren	1	.0	
		Jimma	1	.0	
		Kabe and Herat	1	.0	
		Kabul	50	1.3	
		Kabul and Bamyan	1	.0	
		Kandahar	2	.1	
		Kayanza	4	.1	
		Kenitra	3	.1	
		Khanabad	1	.0	
		Kibre Mengist	1	.0	
		Kigali	1	.0	
		Kiganda	1	.0	
		Kirundo	2	.1	
		Lalibela	1	.0	
		Makamba	1	.0	
		Mazar-e Sharif	2	.1	
		Meddig	1	.0	
		Mehal Meda	1	.0	
		Mekelle	2	.1	
		Meknes	2	.1	
		Metu	1	.0	

Variable name	Variable Label	Answer Categories	Frequency	Percent	
		Midar	2	.1	
		Mishiha	1	.0	
		Mojo	2	.1	
		Mumbai	1	.0	
		Muramvya	1	.0	
		Musongati	1	.0	
		Nador	19	.5	
		Nazreth	8	.2	
		Nekemte	1	.0	
		Ngozi	2	.1	
		Nyanza-Lac	1	.0	
		Ottawa	1	.0	
		Ouarzazate	5	.1	
		Oujda	4	.1	
		Paris	1	.0	
		Rabat	5	.1	
		Selouane	1	.0	
		Shamboo	2	.1	
		Shashemene	1	.0	
		Shatania	1	.0	
		Sheberghan	2	.1	
		Sodo	1	.0	
		Souk Sebt	1	.0	
		Tafersite	1	.0	
		Tan Tan	1	.0	
		Tanger	4	.1	
		Taourirt	1	.0	
		Taza	2	.1	
		Tehran	1	.0	
		Temsamane	1	.0	
		Tetouan	4	.1	
		Tigray	3	.1	
		various	1	.0	
		Woldia	3	.1	
		Wolega	1	.0	
		Wolkite	4	.1	
		Wollo	1	.0	
		Wondo	1	.0	
		Wonji	2	.1	
		Zeway	2	.1	
		Zirak	1	.0	

Variable name	Variable Label	Answer Categories	Frequency	Percent	
		Zquiat Sdiassa	1	.0	
		Total	3767	100.0	
G11_2_rp2	Recipient's city of residence		3622	96.2	
		44	1	.0	
		99	1	.0	
		Addis Ababa	44	1.2	
		Adigrat	1	.0	
		Aklim	1	.0	
		Ambo	1	.0	
		Amlawak	1	.0	
		Assela	2	.1	
		Awassa	3	.1	
		Bahir Dar	3	.1	
		Bale	1	.0	
		Behsud	2	.1	
		Beni Oulichek	1	.0	
		Bujumbura	15	.4	
		Casablanca	1	.0	
		Debre Zeyit	1	.0	
		Dessie	2	.1	
		Dire Dawa	1	.0	
		Durame	1	.0	
		Finote Selam	1	.0	
		Gedo	1	.0	
		Gitega	1	.0	
		Gondar	3	.1	
		Guelmim	1	.0	
		Harar	2	.1	
		Herat	2	.1	
		Inojo	1	.0	
		Islamabad	1	.0	
		Jimma	1	.0	
		Kabezi	1	.0	
		Kabul	11	.3	
		Kandahar	2	.1	
		Kayanza	3	.1	
		Kigali	2	.1	
		Kirundo	1	.0	
		Mehal Meda	1	.0	
		Mekelle	3	.1	

Variable name	Variable Label	Answer Categories	Frequency	Percent	
		Meknes	1	.0	
		Metu	1	.0	
		Nador	3	.1	
		Nairobi	1	.0	
		Nazreth	2	.1	
		Nyanza-Lac	1	.0	
		Oujda	1	.0	
		Paruan	1	.0	
		Quom	1	.0	
		Rabat	1	.0	
		Safi	1	.0	
		Selouane	1	.0	
		several cities they visited	1	.0	
		Shashemene	1	.0	
		Sodo	1	.0	
		Taza	1	.0	
		Temsamane	1	.0	
		Tigray	1	.0	
		Tiya	1	.0	
		Zirak	1	.0	
		Zquiat/Tanger	1	.0	
		Total	3767	100.0	
G11_2_rp3	Recipient's city of residence		3717	98.6	
		Addis Ababa	14	.4	
		Aklim	1	.0	
		Ambo	1	.0	
		Amlawak	1	.0	
		Asmara	1	.0	
		Assela	1	.0	
		Awassa	2	.1	
		Azrou	1	.0	
		Bujumbura	5	.1	
		Casablanca	1	.0	
		Dilla	1	.0	
		Finote Selam	1	.0	
		Goma	1	.0	
		Gondar	1	.0	
		Herat	1	.0	
		Ifrane	1	.0	
		Jijiga	1	.0	

Variable name	Variable Label	Answer Categories	Frequency	Percent
		Jimma	1	.0
		Kabul	2	.1
		Kandahar	1	.0
		Kigali	1	.0
		Kirundo	1	.0
		Mekelle	3	.1
		Nador	1	.0
		Ouarzazate	1	.0
		Quom	1	.0
		Sodo	1	.0
		Tigray	1	.0
		Zirak	1	.0
		Total	3767	100.0
G11_2_rp4	Recipient's city of residence		3745	99.4
		Addis Ababa	6	.2
		Aruit	1	.0
		Asmara	1	.0
		Bahir Dar	1	.0
		Casablanca	1	.0
		Gondar	1	.0
		Jimma	1	.0
		Kabul	4	.1
		Kigali	1	.0
		Mazar-e Sharif	1	.0
		Nador	2	.1
		Seayta	1	.0
		Temsamane	1	.0
		Total	3767	100.0
G11_2_rp5	Recipient's city of residence		3758	99.8
		Addis Ababa	3	.1
		Bahir Dar	1	.0
		Gondar	1	.0
		Kabul	1	.0
		Mazar-e Sharif	1	.0
		Seayta	1	.0
		Yirgalem	1	.0
		Total	3767	100.0
G11_2_rp6	Recipient's city of residence		3763	99.9

Variable name	Variable Label	Answer Categories	Frequency	Percent
		Addis Ababa	3	.1
		Mazar-e Sharif	1	.0
		Total	3767	100.0
G11_2_rp7	Recipient's city of residence	Addis Ababa	3763	99.9
		2	2	.1
		Kabul	1	.0
		Temsamane	1	.0
		Total	3767	100.0
G11_2_rp8	Recipient's city of residence	Addis Ababa	3765	99.9
		2	2	.1
		Total	3767	100.0
G11_2_rp9	Recipient's city of residence	Addis Ababa	3765	99.9
		2	2	.1
		Total	3767	100.0
G12_rp1	recidence	1. Rural	46	10.9
		2. Semi-urban	68	16.1
		3. Urban	309	73.0
		Total	423	100.0
G12_rp2	recidence	1. Rural	12	8.6
		2. Semi-urban	23	16.4
		3. Urban	105	75.0
		Total	140	100.0
G12_rp3	recidence	1. Rural	2	4.2
		2. Semi-urban	6	12.5
		3. Urban	40	83.3
		Total	51	100.0
G12_rp4	recidence	1. Rural	6	30.0
		2. Semi-urban	0	.0
		3. Urban	14	70
		Total	20	100.0
G12_rp5	recidence	1. Rural	1	11.1
		2. Semi-urban	0	.0
		3. Urban	8	88.9

Variable name	Variable Label	Answer Categories	Frequency	Percent
		Total	9	100.0
G12_rp6	recidence	1. Rural 2. Semi-urban 3. Urban Total	0 1 4 5	.0 20.0 80.0 100.0
G12_rp7	recidence	1. Rural 2. Semi-urban 3. Urban Total	2 0 3 5	40.0 0 60.0 100.0
G12_rp8	recidence	1. Rural 2. Semi-urban 3. Urban Total	0 0 2 2	.0 0 100.0 100.0
G12_rp9	recidence	1. Rural 2. Semi-urban 3. Urban Total	0 0 2 2	.0 0 100.0 100.0
G. ECONOMIC REMITTANCES				
SENDING MONETARY REMITTANCES - II				
G13_rp1	sent in past 12 months	1. Several times per month	2	.5
		2. Once per month 3. Once every 2 months 4. Once every 3 months 5. Once every 6 months 6. Once a year 7. Other Total	46 26 87 100 120 55 436	10.6 6.0 20.0 22.9 27.5 12.6 100.0
G13_rp2	sent in past 12 months	1. Several times per month 2. Once per month 3. Once every 2 months 4. Once every 3 months 5. Once every 6 months 6. Once a year 7. Other	0 15 10 18 36 47 14	.0 10.7 7.1 12.9 25.7 33.6 10.0

Variable name	Variable Label	Answer Categories	Frequency	Percent
		Total	140	100.0
G13_rp3	sent in past 12 months	1. Several times per month 2. Once per month 3. Once every 2 months 4. Once every 3 months 5. Once every 6 months 6. Once a year 7. Other Total	1 6 2 6 14 14 7 50	2.0 12.0 4.0 12.0 28.0 28.0 14.0 100.0
G13_rp4	sent in past 12 months	1. Several times per month 2. Once per month 3. Once every 2 months 4. Once every 3 months 5. Once every 6 months 6. Once a year 7. Other Total	2 2 1 2 7 7 2 23	8.7 8.7 4.3 8.7 30.4 30.4 8.7 100.0
G13_rp5	sent in past 12 months	1. Several times per month 2. Once per month	0 0	.0 .0
		3. Once every 2 months 4. Once every 3 months 5. Once every 6 months 6. Once a year 7. Other Total	2 0 2 4 1 9	22.2 .0 22.2 44.4 11.1 100.0
G13_rp6	sent in past 12 months	1. Several times per month 2. Once per month 3. Once every 2 months 4. Once every 3 months 5. Once every 6 months 6. Once a year 7. Other Total	0 0 2 0 2 2 0 6	.0 .0 33.3 .0 33.3 33.3 .0 100.0
G13_rp7	sent in past 12 months	1. Several times per month 2. Once per month 3. Once every 2 months	0 1 1	.0 20.0 20.0

Variable name	Variable Label	Answer Categories	Frequency	Percent		
		4. Once every 3 months 5. Once every 6 months 6. Once a year 7. Other Total	0 1 2 0 5	.0 20.0 40.0 .0 100.0		
G13_rp8	sent in past 12 months	1. Several times per month 2. Once per month 3. Once every 2 months 4. Once every 3 months 5. Once every 6 months 6. Once a year 7. Other Total	0 0 1 0 0 1 0 2	.0 .0 50.0 .0 .0 50.0 .0 100.0		
G13_rp9	sent in past 12 months	1. Several times per month 2. Once per month 3. Once every 2 months	0 0 0	.0 .0 .0		
		4. Once every 3 months 5. Once every 6 months 6. Once a year 7. Other Total	0 1 1 0 2	.0 50.0 50.0 .0 100.0		
Variable Name	Variable Label	Frequency	Minimum	Maximum	Mean	SD
G14_rp1	in the past 12 months			6000	533	698.0
G14_rp2	in the past 12 months			3000	442	588.2
G14_rp3	in the past 12 months			2000	425	478.0
G14_rp4	in the past 12 months			1350	326	328.9
G14_rp5	in the past 12 months	8	100	1350	450	463.7
G14_rp6	in the past 12 months			1350	398	536.4
G14_rp7	in the past 12 months			200	138	63.4
G14_rp8	in the past 12 months			200	145	77.8

Variable name	Variable Label	Answer Categories	Frequency	Percent		
G14_rp9	in the past 12 months					
				350	225	176.8
G15_rp1	Remittances sent collectively	1. Almost always 2. Sometimes 3. Every once in a while 4. Rarely 5. Never Total	27 18 29 18 334 426	6.3 4.2 6.8 4.2 78.4 100.0		
G15_rp2	Remittances sent collectively	1. Almost always 2. Sometimes 3. Every once in a while 4. Rarely 5. Never Total	9 4 3 5 115 136	6.6 2.9 2.2 3.7 84.6 100.0		
G15_rp3	Remittances sent collectively	1. Almost always 2. Sometimes 3. Every once in a while 4. Rarely 5. Never Total	2 1 1 2 43 49	4.1 2.0 2.0 4.1 87.8 100.0		
G15_rp4	Remittances sent collectively	1. Almost always 2. Sometimes 3. Every once in a while 4. Rarely 5. Never Total	4 0 1 2 16 23	17.4 .0 4.3 8.7 69.6 100.0		
G15_rp5	Remittances sent collectively	1. Almost always 2. Sometimes 3. Every once in a while 4. Rarely 5. Never Total	0 0 0 0 10 10	.0 .0 .0 .0 100.0 100.0		
G15_rp6	Remittances sent collectively	1. Almost always 2. Sometimes 3. Every once in a while	0 0 0	.0 .0 .0		

Variable name	Variable Label	Answer Categories	Frequency	Percent
		4. Rarely	0	.0
		5. Never	6	100.0
		Total	6	100.0
G15_rp7	Remittances sent collectively	1. Almost always	2	33.3
		2. Sometimes	0	.0
		3. Every once in a while	0	.0
		4. Rarely	0	.0
		5. Never	4	66.7
		Total	6	100.0
G15_rp8	Remittances sent collectively	1. Almost always	0	.0
		2. Sometimes	0	.0
		3. Every once in a while	0	.0
		4. Rarely	0	.0
		5. Never	2	100.0
		Total	2	100.0
G15_rp9	Remittances sent collectively	1. Almost always	0	.0
		2. Sometimes	0	.0
		3. Every once in a while	0	.0
		4. Rarely	0	.0
		5. Never	2	100.0
		Total	2	100.0
G16_rp1	remittances	1. Bring/s it my/him/herself on a trip home	43	9.8
		2. Through someone else (friend/relative)	150	34.0
		Money Gram)	173	39.2
		4. Through a shop keeper/ call house/ hawala agent	12	2.7
		5. Through a bank	42	9.5
		6. Through the mail	0	.0
		7. Via stored value card (bank card/ phone card)	1	.2
		8. Other	20	4.5
		Total	441	100.0
G16_rp2	remittances	1. Bring/s it my/him/herself on a trip home	16	11.3
		2. Through someone else (friend/relative)	48	33.8
		Money Gram)	62	43.7
		4. Through a shop keeper/ call house/ hawala agent	1	.7
		5. Through a bank	11	7.7
		6. Through the mail	0	0

Variable name	Variable Label	Answer Categories	Frequency	Percent	
		7. Via stored value card (bank card/ phone card)	0	0	
		8. Other	4	2.8	
		Total	142	100.0	
G16_rp3	remittances	1. Bring/s it my/him/herself on a trip home	4	7.8	
		2. Through someone else (friend/relative)	20	39.2	
		Money Gram)	23	45.1	
		4. Through a shop keeper/ call house/ hawala agent	0	0.0	
		5. Through a bank	4	7.8	
		6. Through the mail	0	0.0	
		7. Via stored value card (bank card/ phone card)	0	0.0	
		8. Other	0	0.0	
		Total	51	100.0	
G16_rp4	remittances	1. Bring/s it my/him/herself on a trip home	3	12.5	
		2. Through someone else (friend/relative)	10	41.7	
		Money Gram)	7	29.2	
		4. Through a shop keeper/ call house/ hawala agent	1	4.2	
		5. Through a bank	3	12.5	
		6. Through the mail	0	0	
		7. Via stored value card (bank card/ phone card)	0	0	
		8. Other	0	0	
		Total	24	100	
G16_rp5	remittances	1. Bring/s it my/him/herself on a trip home	3	13	
		2. Through someone else (friend/relative)	9	39.1	
		Money Gram)	7	30.4	
		4. Through a shop keeper/ call house/ hawala agent	1	4.3	
		5. Through a bank	3	13	
		6. Through the mail	0	0	
		7. Via stored value card (bank card/ phone card)	0	0	
		8. Other	0	0	
		Total	23	100	
G16_rp6	remittances	1. Bring/s it my/him/herself on a trip home	3	30	
		2. Through someone else (friend/relative)	1	10.0	
		Money Gram)	3	30	
		4. Through a shop keeper/ call house/ hawala agent	0	0	
		5. Through a bank	2	20	
		6. Through the mail	0	0	
		7. Via stored value card (bank card/ phone card)	0	0	

Variable name	Variable Label	Answer Categories	Frequency	Percent	
		8. Other	0	0	
		Total	10	100	
G16_rp7	remittances	1. Bring/s it my/him/herself on a trip home	2	33.3	
		2. Through someone else (friend/relative)	1	16.7	
		Money Gram)	2	33.3	
		4. Through a shop keeper/ call house/ hawala agent	0	0	
		5. Through a bank	1	16.7	
		6. Through the mail	0	0	
		7. Via stored value card (bank card/ phone card)	0	0	
		8. Other	0	0	
		Total	6	100	
G16_rp8	remittances	1. Bring/s it my/him/herself on a trip home	0	0	
		2. Through someone else (friend/relative)	2	33.3	
		Money Gram)	3	50	
		4. Through a shop keeper/ call house/ hawala agent	0	0	
		5. Through a bank	1	16.7	
		6. Through the mail	0	0	
		7. Via stored value card (bank card/ phone card)	0	0	
		8. Other	0	0	
		Total	6	100	
G16_rp9	remittances	1. Bring/s it my/him/herself on a trip home	0	0	
		2. Through someone else (friend/relative)	2	100.0	
		Money Gram)	0	0	
		4. Through a shop keeper/ call house/ hawala agent	0	0	
		5. Through a bank	0	0	
		6. Through the mail	0	0	
		7. Via stored value card (bank card/ phone card)	0	0	
		8. Other	0	0	
		Total	2	100	
G17_rp1	Reason for choosing this method	.	3334	88.4	
		accesable	1	.0	
		access	1	.0	
		betrouwbaarheid	1	.0	
		cheap	1	.0	
		cheap and nearby	1	.0	
		cheap and safe	1	.0	
		cheaper way	1	.0	

Variable name	Variable Label	Answer Categories	Frequency	Percent	
		cheapest	1	.0	
		confidential	1	.0	
		don't have bank account	1	.0	
		don't know	1	.0	
		easier	1	.0	
		easiest	1	.0	
		easiest way	1	.0	
		easiest/cheapest	1	.0	
		easy	4	.1	
		easy and fast safe	1	.0	
		easy and free of costs	1	.0	
		easy and safe	2	.1	
		easy way	1	.0	
		efficient	1	.0	
		fast	3	.1	
		fast and convenient	1	.0	
		fast and reliable	3	.1	
		faster	1	.0	
		goodkoper	1	.0	
		i don't have the expertise	1	.0	
		i don't know	1	.0	
		id knows western union well, unlike many ethiopian people	1	.0	
		id went for visit	1	.0	
		international	1	.0	
		is more safe	1	.0	
		it is easy	2	.1	
		no banking facilities nearby	1	.0	
		no cost for sending	1	.0	
		no more option	1	.0	
		no other way	1	.0	
		professional n fast	1	.0	
		quickest and easiest way to send money to family	1	.0	
		safe	3	.1	
		safe & faster	1	.0	
		safe & quick	1	.0	
		safe and easy	2	.1	
		safe and fast	1	.0	
		safe and reliable	1	.0	
		safety	1	.0	
		security	1	.0	
		simple and quickly	1	.0	

Variable name	Variable Label	Answer Categories	Frequency	Percent	
		speed	1	.0	
		this is the best way	1	.0	
		trust	2	.1	
		trustable	2	.1	
		trustworthy	4	.1	
		access	14	.4	
		accessability	1	.0	
		accessible even in small towns	1	.0	
		arrives within 3 minutes	1	.0	
		bad economic situation	1	.0	
		because he has access	1	.0	
		costs and beauraucracy and friends were available	1	.0	
		because went for visit	1	.0	
		because went there on vacation	1	.0	
		because went to visit anyway	1	.0	
		best for the receiver	1	.0	
		best option	1	.0	
		brings it herself when sees they need it, mto for emergency	1	.0	
		brings it himself when sees they need it, mto for emergency	1	.0	
		can be trusted	2	.1	
		cheap	21	.6	
		cheap and accessible	2	.1	
		cheap and easy	5	.1	
		cheap and safe	2	.1	
		cheap and trustworthy	1	.0	
		cheap, safe	1	.0	
		cheap, trust	2	.1	
		cheaper	4	.1	
		cheaper and convenient	1	.0	
		cheaper, easier, faster, convenient	1	.0	
		cheapest	2	.1	
		cheapest & safest	1	.0	
		cheapest way	2	.1	
		confidential	1	.0	
		convenience	5	.1	
		convenience reasons	1	.0	
		convenient	7	.2	
		cost free	3	.1	
		cost free, fast	1	.0	
		cost-free	12	.3	
		cost-free, access	1	.0	

Variable name	Variable Label	Answer Categories	Frequency	Percent	
		cost-free, easy	1	.0	
		cost-free, safe	3	.1	
		cost-free, trustworthy	2	.1	
		cost-free, trustworthy, easy	1	.0	
		costs less	1	.0	
		could no? myself	1	.0	
		direct access to the money	1	.0	
		direct, fast, safe	1	.0	
		doesn't like bank system in ethiopia	1	.0	
		doesn't see another way, but likes to send it with someone	1	.0	
		don't know other ways	1	.0	
		easief, safe, certainty	1	.0	
		easier & faster	1	.0	
		easier and no other option	1	.0	
		easier, cheaper, fast and can reach his relatives	1	.0	
		easier, convenient	1	.0	
		easiest	1	.0	
		easiest & cheapest way to send	1	.0	
		easiest and fastest	1	.0	
		easiest option	1	.0	
		easiest way	3	.1	
		easiest, fastest, most reliable	1	.0	
		easiest, trustworthy	1	.0	
		easy	22	.6	
		easy & cheap	1	.0	
		easy & fast	1	.0	
		easy & secure	1	.0	
		easy and cheaper	1	.0	
		easy and confidential	1	.0	
		easy and convenient	1	.0	
		easy and cost free	1	.0	
		easy and fast	1	.0	
		easy and fast for the receiver	1	.0	
		easy and most reliable method	1	.0	
		easy and safe	1	.0	
		easy and trustworthy	2	.1	
		easy reception	1	.0	
		easy to send	1	.0	
		easy way	2	.1	
		easy, and transfer operators are expensive	1	.0	
		easy, but expensive	1	.0	

Variable name	Variable Label	Answer Categories	Frequency	Percent
		easy, fast	2	.1
		easy, fast & cheap	1	.0
		easy, no administration	1	.0
		easy, normal	1	.0
		easy, quick, not complicated for the receiver	1	.0
		easy/free	1	.0
		easy/secure	1	.0
		efficient	1	.0
		familiar with it	1	.0
		fast	16	.4
		fast & secure	1	.0
		fast and insured	1	.0
		fast and reliable	6	.2
		fast and safe	2	.1
		fast service	2	.1
		fast, convinient	1	.0
		fast, legal affairs	1	.0
		fast, reliable	1	.0
		fast, reliable and safe	1	.0
		fast, safe	1	.0
		fast, secure and some people don't like when money is sent	1	.0
		fast, trustworthy	1	.0
		faster	4	.1
		faster to send	2	.1
		faster, safe	1	.0
		fastest	2	.1
		fastest way	1	.0
		found a person to send it with	1	.0
		free	3	.1
		free/reliable	1	.0
		goes there 3 t pr yr	1	.0
		humanitarian reason	1	.0
		immediate & good service	1	.0
		is expensive, but was preference of the receiver	1	.0
		it is free	1	.0
		it is safe and they have access to western union	1	.0
		it is suitable	1	.0
		it's free	1	.0
		it's more secure and also beneficial for the country	1	.0
		it's the only way (no western union)	1	.0
		legal	1	.0

Variable name	Variable Label	Answer Categories	Frequency	Percent	
		less costs, hence can send more	1	.0	
		levansonst	1	.0	
		minimize sending costs	1	.0	
		money goes to the right place	3	.1	
		most convenient	1	.0	
		much cheaper	1	.0	
		network	1	.0	
		no access to formal banking	1	.0	
		no charge and trustworthy	1	.0	
		no costs	1	.0	
		no extra costs	1	.0	
		no fees	2	.1	
		no fees to send this way	1	.0	
		no real reason	1	.0	
		no travelpossibility	1	.0	
		nos costs involved	1	.0	
		not to pay extra fees	1	.0	
		occasionally	1	.0	
		official, secure	1	.0	
		only possibility	1	.0	
		only possible way	1	.0	
		only way	1	.0	
		opportunity to send free, access	1	.0	
		personal and confidential	1	.0	
		quick	1	.0	
		quick, safe, easy for receiver, trusts western union	1	.0	
		quicker and no costs	1	.0	
		quickest way	1	.0	
		reliable	3	.1	
		reliable & easy	1	.0	
		reliable and most possible option	1	.0	
		safe	25	.7	
		safe & secure	1	.0	
		safe and cheap	2	.1	
		safe and fast	1	.0	
		safe for receiving person	1	.0	
		safe, don't know how else	1	.0	
		safe, fast, trustworthy	1	.0	
		safe, faster	1	.0	
		safest and quickest way	1	.0	
		safety	3	.1	

Variable name	Variable Label	Answer Categories	Frequency	Percent
		secure	2	.1
		secure and trust	1	.0
		security	4	.1
		security (no access to bank account)	1	.0
		sending in person minimizes costs and better exchange rate	1	.0
		she is old and cannot receive money from a bank	1	.0
		from	1	.0
		speed	2	.1
		speed, cheap	1	.0
		the mto shop is close by	1	.0
		the most easy way	1	.0
		the only good way	1	.0
		to avoid bank service fees	1	.0
		to avoid high service tax	1	.0
		to help the children	1	.0
		to save money	1	.0
		transfer cost is expensive	1	.0
		trust	11	.3
		trust, no company profits from currency exchange	1	.0
		trust, safe	1	.0
		trusted/free	1	.0
		trustworthy	2	.1
		trustworthy, fast	2	.1
		valuta is higher	1	.0
		was on the way of id's trip	1	.0
		went to visit anyway	1	.0
		went to visit family	1	.0
		when suitable	1	.0
		Total	3767	100.0
G17_rp2	Reason for choosing this method	.	3637	96.7
		access	1	.0
		cheap	1	.0
		don't know	1	.0
		easy	2	.1
		fast	1	.0
		h	1	.0
		safe & faster	1	.0
		safe & quick	1	.0
		safe and easy	1	.0
		safe and reliable	1	.0

Variable name	Variable Label	Answer Categories	Frequency	Percent	
		simple and quickly	1	.0	
		trustworthy	1	.0	
		access	5	.1	
		accessability	1	.0	
		access	1	.0	
		because of costs and beauracracy and friends were available	1	.0	
		because went there on vacation	1	.0	
		brings it herself when sees they need it, mto in emergency	1	.0	
		brings it himself when sees they need it, mto in emergency	1	.0	
		can be trusted	2	.1	
		cheap	5	.1	
		cheap and easy	3	.1	
		cheap and safe	1	.0	
		cheaper	1	.0	
		cheapest	2	.1	
		cheapest & safest	1	.0	
		cheapest way	2	.1	
		convenience	2	.1	
		convenience reasons	1	.0	
		convenient	4	.1	
		cost-free	1	.0	
		delays and costs to send it through banks	1	.0	
		easief, safe, certainty	1	.0	
		easier & faster	1	.0	
		easier, cheaper, fast and can reach his relatives	1	.0	
		easier, convenient	1	.0	
		easiest	1	.0	
		easiest & cheapest way to send	1	.0	
		easiest, fastes, most reliable	1	.0	
		easiest, trustworthy	1	.0	
		easy	6	.2	
		easy & fast	1	.0	
		easy & secure	1	.0	
		easy and cheaper	1	.0	
		easy and convenient	1	.0	
		easy and safe	1	.0	
		easy and trustworthy	2	.1	
		easy to send	1	.0	
		easy way	2	.1	
		easy, and transfer operators are expensive	1	.0	
		easy, fast	2	.1	

Variable name	Variable Label	Answer Categories	Frequency	Percent	
		easy, fast & cheap	1	.0	
		easy, quick, not complicated for the receiver	1	.0	
		efficient	1	.0	
		fast	5	.1	
		fast and reliable	1	.0	
		fast and safe	1	.0	
		fast service	1	.0	
		fast, legal affairs	1	.0	
		faster	3	.1	
		faster, safe	1	.0	
		it is safe and they have access to western union	1	.0	
		it's more secure and also beneficial for the country	1	.0	
		legal	1	.0	
		less costs, hence can send more	1	.0	
		minimize sending costs	1	.0	
		most convenient	1	.0	
		network	1	.0	
		no extra payment to send	1	.0	
		only possible way	1	.0	
		opportunity	1	.0	
		quick, safe, easy for receiver, trusts western union	1	.0	
		quicker and no costs	1	.0	
		reliable and most possible option	1	.0	
		safe	4	.1	
		safe and fast	1	.0	
		safe, fast, trustworthy	1	.0	
		safety	3	.1	
		secure	1	.0	
		secure and trust	1	.0	
		security	2	.1	
		sending in person minimizes costs and better exchange rate	1	.0	
		speed	1	.0	
		speed, cheap	1	.0	
		transfer cost is expensive	1	.0	
		trust	2	.1	
		trust, no company profits from currency exchange	1	.0	
		trustworthy	1	.0	
		was on the way of id's trip	1	.0	
G17_rp3	Reason for choosing this method	.	3719	98.7	
		don't have bank account	1	.0	

Variable name	Variable Label	Answer Categories	Frequency	Percent	
		don't know	1	.0	
		easy	2	.1	
		h	1	.0	
		safe and reliable	1	.0	
		access	1	.0	
		because of costs and beauraucracy and friends	1	.0	
		can be trusted	1	.0	
		cheap	2	.1	
		cheap and easy	2	.1	
		cheaper	1	.0	
		cheapest & safest	1	.0	
		convenience reasons	1	.0	
		convenient	2	.1	
		easief, safe, certainty	1	.0	
		easier & faster	1	.0	
		easier, convenient	1	.0	
		easiest	1	.0	
		easiest & cheapest way to send	1	.0	
		easiest, fastest, most reliable	1	.0	
		easy & fast	1	.0	
		easy & secure	1	.0	
		easy and safe	1	.0	
		easy to send	1	.0	
		easy way	1	.0	
		easy, and transfer operators are expensive	1	.0	
		easy, quick, not complicated for the receiver	1	.0	
		fast	2	.1	
		fast service	1	.0	
		faster	2	.1	
		faster, safe	1	.0	
		high exchange rate on black market	1	.0	
		it's more secure and also beneficial for the country	1	.0	
		legal	1	.0	
		no extra payment to send	1	.0	
		quicker and no costs	1	.0	
		safe	1	.0	
		safe, fast, trustworthy	1	.0	
		safety	1	.0	
		security	1	.0	
		is bette	1	.0	
		trust	1	.0	

Variable name	Variable Label	Answer Categories	Frequency	Percent
		Total	3767	100.0
G17_rp4	Reason for choosing this method	<div>easy</div> <div>faster</div> <div>h</div> <div>trustworthy</div> <div>cheap</div> <div>cheaper</div> <div>convenience reasons</div> <div>easief, safe, certainty</div> <div>easy</div> <div>easy & fast</div> <div>easy and safe</div> <div>easy to send</div> <div>easy, and transfer operators are expensive</div> <div>easy/free</div> <div>fast</div> <div>faster</div> <div>free/reliable</div> <div>security</div> <div>is bette</div> <div>to minimize costs and friends/relatives follow up</div> <div>to save money</div> <div>trust</div> <div>Total</div>	<div>3744</div> <div>1</div> <div>1</div> <div>1</div> <div>2</div> <div>1</div> <div>1</div> <div>1</div> <div>1</div> <div>1</div> <div>1</div> <div>1</div> <div>1</div> <div>1</div> <div>1</div> <div>1</div> <div>1</div> <div>1</div> <div>1</div> <div>1</div> <div>1</div> <div>1</div> <div>1</div> <div>3767</div>	<div>99.4</div> <div>.0</div> <div>.0</div> <div>.0</div> <div>.1</div> <div>.0</div> <div>.0</div> <div>.0</div> <div>.0</div> <div>.0</div> <div>.0</div> <div>.0</div> <div>.0</div> <div>.0</div> <div>.0</div> <div>.0</div> <div>.0</div> <div>.0</div> <div>.0</div> <div>.0</div> <div>.0</div> <div>.0</div> <div>100.0</div>
G17_rp5	Reason for choosing this method	<div>.</div> <div>easy</div> <div>h</div> <div>trustworthy</div> <div>cheaper</div> <div>convenience reasons</div> <div>easief, safe, certainty</div> <div>easy and safe</div> <div>is bette</div> <div>to minimize costs and friends/relatives follow up</div> <div>to save money</div> <div>Total</div>	<div>3757</div> <div>1</div> <div>1</div> <div>1</div> <div>1</div> <div>1</div> <div>1</div> <div>1</div> <div>1</div> <div>1</div> <div>1</div> <div>3767</div>	<div>99.7</div> <div>.0</div> <div>.0</div> <div>.0</div> <div>.0</div> <div>.0</div> <div>.0</div> <div>.0</div> <div>.0</div> <div>.0</div> <div>.0</div> <div>100.0</div>
G17_rp6	Reason for choosing this method	.	3762	1.0

Variable name	Variable Label	Answer Categories	Frequency	Percent		
		easy	1	.0		
		h	1	.0		
		easyef, safe, certainty	1	.0		
		easy and safe	1	.0		
		to minimize costs and friends/relatives follow up	1	.0		
		Total	5	.1		
		System	3762	99.9		
G17_rp7	Reason for choosing this method	.	3764	99.9		
		h	1	.0		
		easy and safe	1	.0		
		security	1	.0		
		Total	3	.1		
			3767	100.0		
G17_rp8	Reason for choosing this method	.	3766	99.9		
		h	1	.0		
		Total	3767	100.0		
G17_rp	Reason for choosing this method	.	3766	99.9		
		trusts the people and doesn't want to pay commission	1	.0		
		Total	3767	100.0		
G. ECONOMIC REMITTANCES						
SENDING MONETARY REMITTANCES - III						
Variable Name	Variable Label	Frequency	Minimum	Maximum	Mean	SD
G18_rp1	remitted to recipient					
		379	1966	2011	2004	7.9
G18_rp2	remitted to recipient					
		122	1975	2011	2004	6.1
G18_rp3	remitted to recipient					
		44	1975	2010	2004	7.1
G18_rp4	remitted to recipient					
		22	1961	2010	1999	12.5
G18_rp5	remitted to recipient					
		9	1961	2009	1993	15.9
G18_rp6	remitted to recipient					
		5	1961	2000	1983	15.4
G18_rp7	remitted to recipient					
		5	1975	2007	1992	16.1

Variable name	Variable Label	Answer Categories	Frequency	Percent		
G18_rp8	remitted to recipient					
		2	1975	1975	1975	.0
G18_rp9	remitted to recipient					
		1	1975	1975	1975	.
G19_rp1	remittances	1. Daily needs	269	60.7		
		2. Education	77	17.4		
		3. Investment/Business	9	2.0		
		4. Savings	2	.5		
		5. Agriculture	0	.0		
		6. Leisure	17	3.8		
		7. Debt payments	6	1.4		
		8. Healthcare	51	11.5		
		9. Housing/land	10	2.3		
		10. Durable goods (eg. TV)	2	.5		
		11. Other	0	.0		
		Total	443	100.0		
G19_rp2	remittances	1. Daily needs	66	46.5		
		2. Education	34	23.9		
		3. Investment/Business	3	2.1		
		4. Savings	1	.7		
		5. Agriculture	0	.0		
		6. Leisure	8	5.6		
		7. Debt payments	0	.0		
		8. Healthcare	12	8.5		
		9. Housing/land	1	.7		
		10. Durable goods (eg. TV)	1	.7		
		11. Other	16	11.3		
		Total	142	100.0		
G19_rp3	remittances	1. Daily needs	21	42.0		
		2. Education	15	30.0		
		3. Investment/Business	2	4.0		
		4. Savings	0	.0		
		5. Agriculture	0	.0		
		6. Leisure	2	4.0		
		7. Debt payments	0	.0		
		8. Healthcare	4	8.0		
		9. Housing/land	0	.0		
		10. Durable goods (eg. TV)	0	.0		

Variable name	Variable Label	Answer Categories	Frequency	Percent
		11. Other	6	12.0
		Total	50	100.0
G19_rp4	remittances	1. Daily needs	9	40.9
		2. Education	4	18.2
		3. Investment/Business	1	4.5
		4. Savings	0	.0
		5. Agriculture	0	.0
		6. Leisure	0	.0
		7. Debt payments	0	.0
		8. Healthcare	6	27.3
		9. Housing/land	2	9.1
		10. Durable goods (eg. TV)	0	.0
		11. Other	0	.0
		Total	22	100.0
G19_rp5	remittances	1. Daily needs	4	44.4
		2. Education	3	33.3
		3. Investment/Business	0	.0
		4. Savings	0	.0
		5. Agriculture	0	.0
		6. Leisure	0	.0
		7. Debt payments	0	.0
		8. Healthcare	1	11.1
		9. Housing/land	0	.0
		10. Durable goods (eg. TV)	0	.0
		11. Other	1	11.1
		Total	9	100.0
G19_rp6	remittances	1. Daily needs	2	40.0
		2. Education	3	60.0
		3. Investment/Business	0	.0
		4. Savings	0	.0
		5. Agriculture	0	.0
		6. Leisure	0	.0
		7. Debt payments	0	.0
		8. Healthcare	0	.0
		9. Housing/land	0	.0
		10. Durable goods (eg. TV)	0	.0
		11. Other	0	.0
		Total	4	100.0

Variable name	Variable Label	Answer Categories	Frequency	Percent
G19_rp7	remittances	1. Daily needs 2. Education 3. Investment/Business 4. Savings 5. Agriculture 6. Leisure 7. Debt payments 8. Healthcare 9. Housing/land 10. Durable goods (eg. TV) 11. Other Total	1 3 0 0 0 0 0 1 0 0 0 5	20.0 60.0 .0 .0 .0 .0 .0 20.0 .0 .0 .0 100.0
G19_rp8	remittances	1. Daily needs 2. Education 3. Investment/Business 4. Savings 5. Agriculture 6. Leisure 7. Debt payments 8. Healthcare 9. Housing/land 10. Durable goods (eg. TV) 11. Other Total	0 2 0 0 0 0 0 0 0 0 0 2	.0 100.0 .0 .0 .0 .0 .0 .0 .0 .0 .0 100.0
G19_rp9	remittances	1. Daily needs 2. Education 3. Investment/Business 4. Savings 5. Agriculture 6. Leisure 7. Debt payments 8. Healthcare 9. Housing/land 10. Durable goods (eg. TV) 11. Other Total	1 0 0 0 0 0 0 0 0 0 1 2	50.0 .0 .0 .0 .0 .0 .0 .0 .0 .0 50.0 100.0
G20_rp1	receivers	1. Daily needs	228	52.4

Variable name	Variable Label	Answer Categories	Frequency	Percent
		2. Education	58	13.3
		3. Investment/Business	10	2.3
		4. Savings	2	.5
		5. Agriculture	0	.0
		6. Leisure	18	4.1
		7. Debt payments	4	.9
		8. Healthcare	51	11.7
		9. Housing/land	9	2.1
		10. Durable goods (eg. TV)	5	1.1
		11. Other	50	11.5
		Total	435	100.0
G20_rp2	receivers	1. Daily needs	67	48.6
		2. Education	31	22.5
		3. Investment/Business	4	2.9
		4. Savings	0	.0
		5. Agriculture	0	.0
		6. Leisure	8	5.9
		7. Debt payments	0	.0
		8. Healthcare	12	8.7
		9. Housing/land	2	1.4
		10. Durable goods (eg. TV)	2	1.4
		11. Other	12	8.7
		Total	138	100.0
G20_rp3	receivers	1. Daily needs	20	41.7
		2. Education	16	31.3
		3. Investment/Business	2	4.2
		4. Savings	0	.0
		5. Agriculture	0	.0
		6. Leisure	1	2.1
		7. Debt payments	0	.0
		8. Healthcare	5	8.3
		9. Housing/land	0	.0
		10. Durable goods (eg. TV)	0	.0
		11. Other	6	12.5
		Total	52	100.0
G20_rp4	receivers	1. Daily needs	7	33.3
		2. Education	5	19.0
		3. Investment/Business	0	.0

Variable name	Variable Label	Answer Categories	Frequency	Percent	
		4. Savings	0	.0	
		5. Agriculture	0	.0	
		6. Leisure	0	.0	
		7. Debt payments	0	.0	
		8. Healthcare	6	28.6	
		9. Housing/land	2	9.5	
		10. Durable goods (eg. TV)	0	.0	
		11. Other	2	9.5	
		Total	21	100.0	
G20_rp5	receivers	1. Daily needs	5	55.6	
		2. Education	3	33.3	
		3. Investment/Business	0	.0	
		4. Savings	0	.0	
		5. Agriculture	0	.0	
		6. Leisure	0	.0	
		7. Debt payments	0	.0	
		8. Healthcare	1	11.1	
		9. Housing/land	0	.0	
		10. Durable goods (eg. TV)	0	.0	
		11. Other	0	.0	
		Total	9	100.0	
G20_rp6	receivers	1. Daily needs	2	40.0	
		2. Education	3	60.0	
		3. Investment/Business	0	.0	
		4. Savings	0	.0	
		5. Agriculture	0	.0	
		6. Leisure	0	.0	
		7. Debt payments	0	.0	
		8. Healthcare	0	.0	
		9. Housing/land	0	.0	
		10. Durable goods (eg. TV)	0	.0	
		11. Other	0	.0	
		Total	5	100.0	
G20_rp7	receivers	1. Daily needs	2	40.0	
		2. Education	2	40.0	
		3. Investment/Business	0	.0	
		4. Savings	0	.0	
		5. Agriculture	0	.0	

Variable name	Variable Label	Answer Categories	Frequency	Percent	
		6. Leisure	0	.0	
		7. Debt payments	0	.0	
		8. Healthcare	1	20.0	
		9. Housing/land	0	.0	
		10. Durable goods (eg. TV)	0	.0	
		11. Other	0	.0	
		Total	5	100.0	
G20_rp8	receivers	1. Daily needs	0	.0	
		2. Education	2	100.0	
		3. Investment/Business	0	.0	
		4. Savings	0	.0	
		5. Agriculture	0	.0	
		6. Leisure	0	.0	
		7. Debt payments	0	.0	
		8. Healthcare	0	.0	
		9. Housing/land	0	.0	
		10. Durable goods (eg. TV)	0	.0	
		11. Other	0	.0	
		Total	2	100.0	
G20_rp9	receivers	1. Daily needs	1	50.0	
		2. Education	0	.0	
		3. Investment/Business	0	.0	
		4. Savings	0	.0	
		5. Agriculture	0	.0	
		6. Leisure	0	.0	
		7. Debt payments	0	.0	
		8. Healthcare	0	.0	
		9. Housing/land	0	.0	
		10. Durable goods (eg. TV)	0	.0	
		11. Other	1	50.0	
		Total	2	100.0	
G21_rp1	with use of money by recipients	1. Very unsatisfied	28	6.4	
		2. Unsatisfied	13	3.0	
		3. Neutral	39	8.9	
		4. Satisfied	241	55.3	
		5. Very satisfied	115	26.4	
		Total	436	100.0	

Variable name	Variable Label	Answer Categories	Frequency	Percent	
G21_rp2	with use of money by recipients	1. Very unsatisfied 2. Unsatisfied 3. Neutral 4. Satisfied	9 4 14 81	6.7 3.0 10.4 60.4	
		5. Very satisfied Total	26 134	19.4 100.0	
G21_rp3	with use of money by recipients	1. Very unsatisfied 2. Unsatisfied 3. Neutral 4. Satisfied 5. Very satisfied	7 1 5 28 10	14.3 2.0 10.2 55.1 18.4	
		Total	49	100.0	
G21_rp4	with use of money by recipients	1. Very unsatisfied 2. Unsatisfied 3. Neutral 4. Satisfied 5. Very satisfied	2 0 1 13 7	9.1 .0 4.5 54.5 31.8	
		Total	22	100.0	
G21_rp5	with use of money by recipients	1. Very unsatisfied 2. Unsatisfied 3. Neutral 4. Satisfied 5. Very satisfied	1 0 0 5 3	11.1 .0 .0 55.6 33.3	
		Total	9	100.0	
G21_rp6	with use of money by recipients	1. Very unsatisfied 2. Unsatisfied 3. Neutral 4. Satisfied 5. Very satisfied	1 0 0 4 0	20.0 .0 .0 80.0 .0	
		Total	5	100.0	
G21_rp7	with use of money by recipients	1. Very unsatisfied 2. Unsatisfied 3. Neutral 4. Satisfied 5. Very satisfied	0 0 0 2 3	.0 .0 .0 40.0 60.0	
		Total	5	100.0	

Variable name	Variable Label	Answer Categories	Frequency	Percent
G21_rp8	with use of money by recipients	1. Very unsatisfied 2. Unsatisfied 3. Neutral 4. Satisfied 5. Very satisfied Total	0 0 0 2 0 2	.0 .0 .0 100.0 .0 100.0
G21_rp9	with use of money by recipients	1. Very unsatisfied 2. Unsatisfied 3. Neutral 4. Satisfied 5. Very satisfied Total	0 0 0 2 0 2	.0 .0 .0 100.0 .0 100.0
G22_rp1	how money is spent by recipient	1. No measures taken 2. Less money sent 3. Other Total	90 8 4 102	88.2 7.8 3.9 100.0
G22_rp2	how money is spent by recipient	1. No measures taken 2. Less money sent 3. Other Total	24 4 2 30	80.0 13.3 6.7 100.0
G22_rp3	how money is spent by recipient	1. No measures taken 2. Less money sent 3. Other 88. Don't know 99. No answer Total	15 1 0 0 0 16	93.8 6.3 .0 .0 .0 100.0
G22_rp4	how money is spent by recipient	1. No measures taken 2. Less money sent 3. Other Total	11 0 1 12	91.7 .0 8.3 100.0
G22_rp5	how money is spent by recipient	1. No measures taken 2. Less money sent 3. Other Total	3 0 0 3	100.0 .0 .0 100.0

Variable name	Variable Label	Answer Categories	Frequency	Percent
G22_rp6	how money is spent by recipient	1. No measures taken 2. Less money sent 3. Other Total	1 0 0 1	100.0 .0 .0 100.0
G22_rp7	how money is spent by recipient	1. No measures taken 2. Less money sent 3. Other Total	1 0 1 2	50.0 .0 50.0 100.0
G22_rp8	how money is spent by recipient	1. No measures taken 2. Less money sent 3. Other Total	0 0 0 0	.0 .0 .0 .0
G22_rp9	how money is spent by recipient	1. No measures taken 2. Less money sent 3. Other Total	0 0 0 0	.0 .0 .0 .0
G. ECONOMIC REMITTANCES				
SENDING MONETARY REMITTANCES - IV				
G23	months	1. Yes 2. No Total	184 805 989	18.6 81.4 100.0
G24_rp1	Types of goods sent	1. Food 2. Clothes/shoes 3. Electronics (e.g. phones/computer) 4. Medicines 5. Books 6. CDs/DVDs	6 129 18 7 4 2	3.2 69.0 9.6 3.7 2.1 1.1
		7. Other Total	20 187	10.7 100.0
G24_rp2	Types of goods sent	1. Food 2. Clothes/shoes 3. Electronics (e.g. phones/computer) 4. Medicines 5. Books	2 29 7 1 3	4.3 61.7 14.9 2.1 6.4

Variable name	Variable Label	Answer Categories	Frequency	Percent		
		6. CDs/DVDs	0	0.0		
		7. Other	5	10.6		
		Total	47	100.0		
G24_rp3	Types of goods sent	1. Food	1	7.7		
		2. Clothes/shoes	8	61.5		
		3. Electronics (e.g. phones/computer)	1	7.7		
		4. Medicines	1	7.7		
		5. Books	0	0.0		
		6. CDs/DVDs	1	7.7		
		7. Other	1	7.7		
		Total	13	100.0		
G24_rp4	Types of goods sent	1. Food	0	0		
		2. Clothes/shoes	2	100.0		
		3. Electronics (e.g. phones/computer)	0	0		
		4. Medicines	0	0		
		5. Books	0	0		
		6. CDs/DVDs	0	0		
		7. Other	0	0		
		Total	2	100.0		
G24_rp5	Types of goods sent	1. Food	0	0		
		2. Clothes/shoes	1	100.0		
		3. Electronics (e.g. phones/computer)	0	0		
		4. Medicines	0	0		
		5. Books	0	0		
		6. CDs/DVDs	0	0		
		7. Other	0	0		
		Total	1	100.0		
G24_rp6, G24_rp7, G24_rp9, G24_rp9		NO OBSERVATIONS				
Variable Name	Variable Label	Frequency	Minimum	Maximum	Mean	SD
G25_rp1	the past 12 months					
				2000	284	372.1
G25_rp2	the past 12 months					
				7500	424	1194.9
G25_rp3	the past 12 months					
				500	159	152.9
G25_rp4	the past 12 months					

Variable name	Variable Label	Answer Categories	Frequency	Percent		
				75	63	17.7
G25_rp5	the past 12 months					
				50	38	17.7
G25_rp6, G25_rp7, G25_rp8, G25_rp9		NO OBSERVATIONS				
G26	the next year	1. 20% lower or less than this year 2. 10-19% lower than this year 3. 1-9% lower than this year 4. Exactly the same as this year 5. 1-9% higher than this year 6. 10-19% higher than this year 7. 20% higher or more than this year Total	4 12 19 190 56 15 14 310	1.3 3.9 6.1 61.3 18.1 4.8 4.5 100.0		
G27	sending over next year	1. 20% lower or less than this year 2. 10-19% lower than this year 3. 1-9% lower than this year 4. Exactly the same as this year 5. 1-9% higher than this year 6. 10-19% higher than this year 7. 20% higher or more than this year Total	12 7 18 204 9 6 1 257	4.7 2.7 7.0 79.4 3.5 2.3 .4 100		
G. ECONOMIC REMITTANCES						
INVESTMENT IN THE ORIGIN COUNTRY						
G28	in origin country since arrival in	1. Yes 2. No Total	81 912 993	8.2 91.8 100.0		
G29_i	(first option)	1. Main respondent 2. Wife / husband / partner 3. Son / daughter 4. Father / mother 5. Brother / sister 6. Son-in-law / daughter-in-law 7. Father-in-law / mother-in-law 8. Grandfather / grandmother 9. Grandson / granddaughter 10. Cousin	24 13 1 13 6 0 0 0 0 0 0	42.1 22.8 1.8 22.8 10.5 .0 .0 .0 .0 .0 .0		

Variable name	Variable Label	Answer Categories	Frequency	Percent
		Total	57	100.0
G29_ii	(second option)	1. Main respondent 2. Wife / husband / partner 3. Son / daughter 4. Father / mother 5. Brother / sister 6. Son-in-law / daughter-in-law 7. Father-in-law / mother-in-law 8. Grandfather / grandmother 9. Grandson / granddaughter 10. Cousin Total	2 12 3 3 3 1 2 2 0 1 29	6.9 41.4 10.3 10.3 10.3 3.4 6.9 6.9 .0 3.4 100.0
G29_iii	(third option)	1. Main respondent 2. Wife / husband / partner 3. Son / daughter 4. Father / mother 5. Brother / sister 6. Son-in-law / daughter-in-law 7. Father-in-law / mother-in-law	0 1 0 3 0 0 0	.0 16.7 .0 50.0 0 .0 .0
		8. Grandfather / grandmother 9. Grandson / granddaughter 10. Cousin Total	0 0 2 6	.0 .0 33.3 100.0
G30_i	household (first option)	1. House 2. Land 3. Own business 4. Business with family or friends 5. Other Total	36 13 2 4 2 57	63.2 22.8 3.5 7.0 3.5 100
G30_ii	household (second option)	1. House 2. Land 3. Own business 4. Business with family or friends 5. Other Total	3 7 1 0 0 11	27.3 63.6 9.1 .0 .0 100
G30_iii	household (third option)	1. House	0	.0

Variable name	Variable Label	Answer Categories	Frequency	Percent
		2. Land	0	.0
		3. Own business	1	25.0
		4. Business with family or friends	1	25.0
		5. Other	2	50.0
		Total	4	100
G30_iv	household	1. House	0	.0
		2. Land	0	.0
		3. Own business	0	.0
		4. Business with family or friends	1	100.0
		5. Other	0	.0
		Total	1	100
H. WEALTH INCOME AND ECONOMIC SHOCKS				
H1_1	Household experience: wedding	1. Yes	154	15.8
		2. No	822	84.2
		Total	976	100.0
H1_2	illness (longer than 3 months)	1. Yes	108	11.1
		2. No	865	88.9
		Total	974	100.0
H1_3	injury	1. Yes	41	4.2
		2. No	932	95.8
		Total	973	100.0
H1_4	Household experience: divorce	1. Yes	59	6.0
		2. No	918	94.0
		Total	977	100.0
H1_5	Household experience: job loss	1. Yes	174	17.8
		2. No	804	82.2
		Total	978	100.0
H1_6	legal status	1. Yes	43	4.4
		2. No	931	95.6
		Total	974	100.0
H1_7	theft or other crime	1. Yes	64	6.6
		2. No	912	93.4

Variable name	Variable Label	Answer Categories	Frequency	Percent		
		Total	976	100.0		
H1_8	business return	1. Yes 2. No Total	18 952 970	1.9 98.1 100.0		
H1_9	Household experience: death	1. Yes 2. No Total	66 909 975	6.8 93.2 100.0		
H1_10	event	1. Yes 2. No Total	9 575 584	1.5 98.5 100.0		
Variable Name	Variable Label	Frequency	Minimum	Maximum	Mean	SD
H2_1	Year of wedding					
				2011	2004	6.7
H2_2	Year of serious illness					
				2011	2005	6.2
H2_3	Year of accident/ injury					
				2011	2006	4.8
H2_4	Year of divorce					
				2010	2004	5.9
H2_5	Year of job loss					
				2011	2007	4.3
H2_6	Year of loss of legal status					
				2011	2005	6.8
H2_7	crime					
				2011	2007	4.0
H2_8	Year of low business return					
				2011	2008	3.9
H2_9	Year of death					
				2011	2004	6.6
H2_10	Year of other event					
				2010	2007	3.7
H3_1	situation of household: wedding					
				10	5	3.1
H3_2	situation of household: serious					
				10	6	3.4
H3_3	situation of household: accident/					
				10	5	3.1

Variable name	Variable Label	Answer Categories	Frequency	Percent		
H3_4	situation of household: divorce					
				10	5	3.8
H3_5	situation of household: job loss					
				10	6	2.7
H3_6	situation of household: loss of					
				10	7	3.6
H3_7	situation of household: victim of					
				10	5	3.2
H3_8	situation of household: low					
				10	6	3.7
H3_9	situation of household: death					
				10	5	3.2
H3_10	situation of household: other					
				10	5	3.4
H4_1	adequatly warm	1. Yes 2. No Total	824 127 951	86.6 13.4 100.0		
H4_2	annual holiday away from home	1. Yes 2. No Total	633 325 958	66.1 33.9 100.0		
H4_3	out furniture	1. Yes 2. No Total	581 353 934	62.2 37.8 100.0		
H4_4	rather than second-hand clothing	1. Yes 2. No Total	821 138 959	85.6 14.4 100.0		
H4_5	fish every second day	1. Yes 2. No Total	796 152 948	84.0 16.0 100.0		
H4_6	or family for a drink or meal at	1. Yes 2. No Total	791 158 949	83.4 16.6 100.0		
H5	income	1. Living very comfortably 2. Living comfortably	39 352	4.0 35.8		

Variable name	Variable Label	Answer Categories	Frequency	Percent		
		3. Coping (neutral) 4. Finding it difficult 5. Finding it very difficult Total	454 102 35 982	46.2 10.4 3.6 100.0		
H6	in origin country prior to	1. Living very comfortably 2. Living comfortably 3. Coping (neutral) 4. Finding it difficult 5. Finding it very difficult Total	85 337 362 89 28 902	9.4 37.4 40.1 10.0 3.1 100.0		
Variable Name	Variable Label	Frequency	Minimum	Maximum	Mean	SD
H7	required for living a 'decent life'					
				10000	2233	1069.1
H. WEALTH ASSETS						
H8_1	Netherlands	1. Yes 2. No Total	86 887 973	8.8 91.2 100.0		
H8_2	country	1. Yes 2. No Total	146 827 973	15.0 85.0 100.0		
H8_3	Netherlands	1. Yes 2. No Total	66 905 971	6.7 93.3 100.0		
H8_4	Netherlands (in hectares)	1. Yes 2. No Total	3 967 970	.3 99.7 100.0		
H8_5	country (in hectares)	1. Yes 2. No Total	113 852 965	11.7 88.3 100.0		
H8_6	Possession of car	1. Yes 2. No	463 514	47.4 52.6		

Variable name	Variable Label	Answer Categories	Frequency	Percent
		Total	977	100.0
H8_7	Possession of motorcycle	1. Yes 2. No Total	59 909 968	6.1 93.9 100.0
H8_8	Possession of bicycle	1. Yes 2. No	728 247	73.7 25.0
H8_9	Possession of computer/ laptop	1. Yes 2. No Total	856 121 977	87.6 12.4 100.0
H8_10	Possession of radio	1. Yes 2. No Total	481 492 973	48.9 49.7 100.0
H8_11	Possession of television	1. Yes 2. No Total	856 122 978	87.5 12.5 100.0
H8_12	Possession of satellite dish	1. Yes 2. No Total	388 585 973	39.9 60.1 100.0
H8_13	Possession of refrigerator	1. Yes 2. No Total	868 108 976	88.9 11.1 100.0
H8_14	Possession of freezer	1. Yes 2. No Total	389 576 965	40.3 59.7 100.0
H8_15	Possession of dishwasher	1. Yes 2. No Total	308 668 976	31.6 68.4 100.0
H8_16	Possession of washing machine	1. Yes 2. No Total	809 169 978	82.7 17.3 100.0

Variable name	Variable Label	Answer Categories	Frequency	Percent		
H8_17	Possession of mobile phone	1. Yes 2. No Total	938 40 978	95.9 4.1 100.0		
H8_18	Possession of dryer	1. Yes 2. No Total	252 724 976	25.8 74.8 100.0		
H8_19	Possession of DVD player	1. Yes 2. No Total	681 297 978	69.6 30.4 100.0		
H8_20	Possession of home telephone	1. Yes 2. No Total	531 448 979	54.2 45.8 100.0		
H8_21	Possession of photo camera	1. Yes 2. No Total	671 308 979	68.5 31.5 100.0		
H8_22	Possession of video camera	1. Yes 2. No Total	355 617 972	36.5 63.5 100.0		
Variable Name	Variable Label	Frequency	Minimum	Maximum	Mean	SD
H9_1	Netherlands			3	0	.5
H9_2	country			4	0	.7
H9_3	Netherlands			2	0	.4
H9_4	Netherlands			2	0	.2
H9_5	Amount of land in origin country			5000	24	304.9
H9_6	Number of cars			4	1	.6
H9_7	Number of motorcycles			4	0	.6
H9_8	Number of bicycles					

Variable name	Variable Label	Answer Categories	Frequency	Percent		
				8	2	1.3
H9_9	Number of computers/ laptops					
				7	1	.9
H9_10	Number of radios					
				5	1	.6
H9_11	Number of televisions					
				5	1	.6
H9_12	Number of satellite dishes					
				2	1	.5
H9_13	Number of refrigerators					
				3	1	.3
H9_14	Number of freezers					
				2	1	.5
H9_15	Number of dishwashers					
				2	1	.5
H9_16	Number of washing machines					
				4	1	.2
H9_17	Number of mobile phones					
				8	2	1.4
H9_18	Number of dryers					
				4	1	.6
H9_19	Number of DVD players					
				5	1	.5
H9_20	Number of home telephones					
				3	1	.5
H9_21	Number of photo cameras					
				3	1	.5
H9_22	Number of video cameras					
				7	1	.6
H10_1	Total value of houses					
				670000	62870	112946.2
H10_2	Total value of land					
				400000	10602	41977.7
H10_3	Total value of transportation					
				94000	2997	6409.0
H10_4	Total value of goods					
				35000	2758	2947.8
H11	Possession of savings account	1. Yes 2. No Total	467 502 969	48.2 51.8 100.0		

Variable name	Variable Label	Answer Categories	Frequency	Percent
H12_i	assistance (first option)	1. Family member in the Netherlands 2. Friend in the Netherlands 3. Family member in origin country 4. Friend in origin country 5. Bank 6. Church 7. Other 8. I don't have anyone to go for financial help Total	254 146 62 8 226 42 63 56 857	29.6 17.0 7.2 .9 26.4 4.9 7.4 6.5 100.0
H12_ii	assistance (second option)	1. Family member in the Netherlands 2. Friend in the Netherlands 3. Family member in origin country 4. Friend in origin country 5. Bank 6. Church 7. Other 8. I don't have anyone to go for financial help Total	33 118 24 12 86 30 24 2 329	10.0 35.9 7.3 3.6 26.1 9.1 7.3 .6 100.0
H12_iii	assistance (third option)	1. Family member in the Netherlands 2. Friend in the Netherlands 3. Family member in origin country 4. Friend in origin country	2 15 12 7	2.3 17.0 13.6 8.0
		5. Bank 6. Church 7. Other 8. I don't have anyone to go for financial help Total	30 20 2 0 88	34.1 22.7 2.3 .0 100.0
H12_iv	assistance (fourth option)	1. Family member in the Netherlands 2. Friend in the Netherlands 3. Family member in origin country 4. Friend in origin country 5. Bank 6. Church 7. Other 8. I don't have anyone to go for financial help Total	2 1 0 7 0 3 1 0 14	14.3 7.1 .0 50.0 .0 21.4 7.1 .0 100.0

Variable name	Variable Label	Answer Categories	Frequency	Percent
H12_v	assistance (fifth option)	1. Family member in the Netherlands 2. Friend in the Netherlands 3. Family member in origin country 4. Friend in origin country 5. Bank 6. Church 7. Other 8. I don't have anyone to go for financial help Total	0 0 0 1 1 3 1 0 6	.0 .0 .0 16.7 16.7 50.0 16.7 .0 100.0
J. CHILDREN WELL-BEING				
GENERAL				
J1	School enrollment of children in household	1. Day care 2. Pre-school 3. Primary school 4. Secondary school 5. Vocational training 6. Higher education 7. Other (specify) 8. no enrollment Total	71 81 369 205 27 8 13 42 816	8.7 9.9 45.2 25.1 3.3 1.0 1.6 5.1 100.0
J2	Proportion of Dutch people in daily environment (daycare, school, work, etc.)	1. Almost all 2. Half or more 3. Less than half 4. Almost none/none Total	378 214 140 37 786	49.2 27.8 18.2 4.8 100.0
J3	Proportion of people from the origin country in daily environment (daycare, scho	1. Almost all 2. Half or more 3. Less than half 4. Almost none/none Total	38 72 278 364 782	5.1 9.6 37.0 48.4 100.0
J4_1	Degree of problems with: finding their place in the Dutch society	1. Not at all 2. Not very much 3. Quite a lot 4. A great deal Total	234 64 15 10 323	72.4 19.8 4.6 3.1 100.0
J4_2	Degree of problems with:	1. Not at all	255	74.6

Variable name	Variable Label	Answer Categories	Frequency	Percent
	Making friends	2. Not very much 3. Quite a lot 4. A great deal Total	50 10 10 325	15.5 5.0 5.0 100.0
J4_3	Degree of problems with: Making Dutch friends	1. Not at all 2. Not very much 3. Quite a lot 4. A great deal Total	241 50 16 16 323	74.6 15.5 5.0 5.0 100.0
J4_4	Degree of problems with: Attending school	1. Not at all 2. Not very much 3. Quite a lot 4. A great deal Total	282 23 9 10 324	87.0 7.1 2.8 3.1 100.0
J4_5	Degree of problems with: Keeping up with school tasks/obligations	1. Not at all 2. Not very much 3. Quite a lot 4. A great deal Total	251 52 8 11 322	78.0 16.1 2.5 3.4 100.0
J4_6	Degree of problems with: Relationship with parents	1. Not at all 2. Not very much 3. Quite a lot 4. A great deal Total	267 34 10 12 323	82.7 10.5 3.1 3.7 100.0
J4_7	Degree of problems with: Sticking to religious rules	1. Not at all 2. Not very much 3. Quite a lot 4. A great deal Total	137 50 22 7 216	63.4 23.1 10.2 3.2 100.0
J4_8	Degree of problems with: Alcohol use	1. Not at all 2. Not very much 3. Quite a lot 4. A great deal Total	203 5 3 1 212	95.8 2.4 1.4 .5 100.0

Variable name	Variable Label	Answer Categories	Frequency	Percent
J4_9	Degree of problems with: Drug use	1. Not at all 2. Not very much 3. Quite a lot 4. A great deal Total	208 5 0 1 214	97.2 2.3 .0 .5 100.0
J4_10	Degree of problems with: Invovlement in activities that may invite trouble with	1. Not at all 2. Not very much 3. Quite a lot 4. A great deal Total	197 11 2 1 211	93.4 5.2 .9 .5 100.0
J4_11	Degree of problems with: Other (specify)	1. Not at all 2. Not very much 3. Quite a lot 4. A great deal Total	13 0 1 0 16	81.3 .0 6.3 .0 100.0
J. CHILDREN WELL-BEING				
SUBJECTIVE WELL-BEING				
J5	Migration's affect on well-being of children	1. Better off 2. Neutral/no difference 3. Worse off Total	129 39 21 205	68.3 20.6 11.1 100.0
J6_0	Child left behind in origin country (Not reliable variable - question interpreted in different ways)	1. Yes 2. No Total	33 45 80	41.3 56.3 100.0
J6	Caretaker of children left in origin country	1. Father 2. Mother 3. Sister/brother 4. Uncle/Aunt 5. Grandparents 6. Family friends 7. Other (specify) Total	2 26 2 0 6 0 16 52	3.8 50.0 3.8 .0 11.5 .0 30.8 100.0

Variable name	Variable Label	Answer Categories	Frequency	Percent
J7_1	Household can afford for children: a set of new clothes for	1. Yes 2. No Total	363 55 418	86.8 13.2 100.0
J7_2	Household can afford for children: a pair of new shoes	1. Yes 2. No Total	367 53 420	87.4 14.6 100.0
J7_3	Household can afford for children: school costs and	1. Yes 2. No Total	381 32 413	92.3 7.7 100.0
J7_4	Household can afford for children: participation in school	1. Yes 2. No Total	337 68 405	83.2 16.8 100.0
J7_5	Household can afford for children: sports/other club	1. Yes 2. No Total	326 82 408	79.9 20.1 100.0
J7_6	Household can afford for children: occasional visit to	1. Yes 2. No Total	307 101 408	75.2 24.8 100.0
J7_7	Household can afford for children: to celebrate birthday	1. Yes 2. No Total	368 44 412	89.3 10.7 100.0
J8	Perception of the Netherlands as a place for children to grow up in comparison t	1. It is a better place 2. It is the same 3. It is a worse place Total	377 48 19 444	84.9 10.8 4.3 100.0
K. FUTURE MIGRATION				
FUTURE MIGRATION AND RETURN PLAN - I				
K1	Plans for permanent stay in the Netherlands	1. Yes 2. No Total Don't know	1134 377 1511 256	75.0 25.0 100.0
K2	Plans for permanent return to	1. Yes	292	83.0

Variable name	Variable Label	Answer Categories	Frequency	Percent
	country of origin	2. No	60	17.0
		Total	352	100.0
K3	Reason for planned permanent return to country of origin	1. It is home	173	60.7
		2. To be with family	31	10.9
		3. Family support	5	1.8
		4. To be with friends	3	1.1
		5. Cultural reasons	13	4.6
		6. Employment	11	3.9
		7. Peace and security	3	1.1
		8. Political changes	3	1.1
		9. Freedom	1	.4
		10. Assist in reconstruction efforts	2	.7
		11. Development effort	7	2.5
		12. Immigration status	1	.4
		13. Other (specify)	32	11.2
		Total	285	100.00
K3_Other	Other reasons for planned permanent return to country of	String Variable		
K4	Expected timeframe for return	1. Retirement	46	19.9
		2. When have enough money	41	17.7
		3. When it is safe	44	19.0
		4. When visa runs out	15	6.5
		5. Other (specify)	85	36.8
		Total	231	100.0
K4_Other	return	String Variable		
K5	Expected country to which migration will occur	1. US	10	23.3
		2. UK	2	4.7
		3. Germany	3	7.0
		4. Sweden	0	.0
		5. Canada	7	16.3
		6. Australia	0	.0
		7. France	0	.0
		8. Belgium	2	4.7
		9. Switzerland	2	4.7
		10. Iran	0	.0
		11. Other (specify)	17	39.5
		Total	43	100.0

Variable name	Variable Label	Answer Categories	Frequency	Percent	
K. FUTURE MIGRATION					
FUTURE MIGRATION AND RETURN PLAN - II					
K6	Reason for planned country of migration	1. Have family 2. Have friends 3. Language 4. Culture 5. Previous personal experience 6. On recommendation 7. Information from books, radio, media 8. More opportunities 9. Other (specify) Total	9 0 2 1 2 0 0 18 12 44	20.5 .0 4.5 2.3 4.5 .0 .0 40.9 27.3 100.0	
K7	Netherlands	Not reliable variable - time dimension is not clear			
K8	Reason for emigration from Netherlands	1. No work 2. Language difficulties 3. No family 4. No friends 5. Cultural differences 6. Ethnic discrimination 7. No longer residence permit 8. Other (specify) Total	8 2 3 0 8 1 6 21 49	16.3 4.1 6.1 .0 16.3 2.0 12.2 42.9 100.0	
K9	Temporary return to origin country	1. Yes 2. No 3. Maybe Total	594 777 242 1613	36.8 48.2 15.0 100.0	
K10	Interest in participation in Temporary Return Programme to origin country	1. Yes 2. No 3. Maybe Total	409 912 205 1689	26.8 59.8 13.4 100.0	
K. FUTURE MIGRATION					
ETHIOPIAN CONTEXT SPECIFIC QUESTIONS					
K11_1	Knolwedge about: Ethiopian Origin Identity Card (Yellow	1. Yes 2. No Total	104 231 335	31.0 69.0 100.0	

Variable name	Variable Label	Answer Categories	Frequency	Percent
K11_2	Knolwedge about: Diaspora bond	1. Yes 2. No Total	53 282 335	15.8 84.2 100.0
K11_3	Knolwedge about: Ethiopian foreign-currency bank account	1. Yes 2. No Total	80 253 333	24.0 76.0 100.0
K11_4	Knolwedge about: Ethiopian Diaspora Day in Addis Ababa	1. Yes 2. No Total	48 284 332	14.5 85.5 100.0
K11_5	Knolwedge about: Governemnt investment incentives	1. Yes 2. No Total	94 237 331	28.4 71.6 100.0
K12_1	Past or current participation in: Ethiopian Origin Identity Card	1. Yes 2. No Total	22 148 170	12.9 87.1 100.0
K12_2	Past or current participation in: Diaspora bond	1. Yes 2. No Total	8 123 131	6.1 93.9 100.0
K12_3	Past or current participation in: Ethiopian foreign-currency bank	1. Yes 2. No Total	6 144 150	4.0 96.0 100.0
K12_4	Past or current participation in: Ethiopian Diaspora Day in Addis	1. Yes 2. No Total	2 124 126	1.6 98.4 100.0
K12_5	Past or current participation in: Government investment	1. Yes 2. No Total	6 158 164	3.6 96.4 100.0
K13_1_I	First reason for not participating in Yellow Card	1. Too expensive/Cannot afford 2. Not interested 3. Do not want to support the current government 4. Have Ethiopian passport	7 51 7 12	7.0 51.0 7.0 12.0

Variable name	Variable Label	Answer Categories	Frequency	Percent
		5. Not interested in return to Ethiopia 6. Other (specify) 7. Not enough information Total	4 19 0 100	4.0 19.0 .0 100.0
K13_1_II	Second reason for not participating in Yellow Card	1. Too expensive/Cannot afford 2. Not interested 3. Do not want to support the current government 4. Have Ethiopian passport 5. Not interested in return to Ethiopia 6. Other (specify) 7. Not enough information Total	0 3 1 0 0 4 0 8	0 37.5 12.5 0 0 50.0 0 100.0
K13_1_III	Third reason for not participating in Yellow Card	1. Too expensive/Cannot afford 2. Not interested 3. Do not want to support the current government 4. Have Ethiopian passport 5. Not interested in return to Ethiopia 6. Other (specify) 7. Not enough information Total	0 2 0 0 0 0 0 2	0 100.0 .0 .0 .0 .0 .0 100.0
K13_1_IV	Fourth reason for not participating in Yellow Card	1. Too expensive/Cannot afford 2. Not interested 3. Do not want to support the current government 4. Have Ethiopian passport 5. Not interested in return to Ethiopia 6. Other (specify) 7. Not enough information Total	1 1 0 0 0 1 0 3	33.3 33.3 .0 .0 .0 33.3 .0 100.0
K13_2_I	First reason for not participating in diaspora bond	1. Too expensive/Cannot afford 2. Not interested 3. Do not want to support the current government 4. Have Ethiopian passport 5. Not interested in return to Ethiopia 6. Other (specify) 7. Not enough information Total	0 55 2 1 2 11 0 71	0 77.5 2.8 1.4 2.8 15.5 .0 100.0

Variable name	Variable Label	Answer Categories	Frequency	Percent
K13_2_II	Second reason for not participating in diaspora bond	1. Too expensive/Cannot afford 2. Not interested 3. Do not want to support the current government 4. Have Ethiopian passport 5. Not interested in return to Ethiopia 6. Other (specify) 7. Not enough information Total	0 2 0 0 0 1 0 3	0 66.7 0 .0 .0 33.3 .0 100.0
K13_2_III	Third reason for not participating in diaspora bond	1. Too expensive/Cannot afford 2. Not interested 3. Do not want to support the current government 4. Have Ethiopian passport 5. Not interested in return to Ethiopia 6. Other (specify) 7. Not enough information Total	0 1 0 0 0 0 0 1	0 100.0 .0 .0 .0 .0 .0 100
K13_2_IV	Fourth reason for not participating in diaspora bond	1. Too expensive/Cannot afford 2. Not interested 3. Do not want to support the current government 4. Have Ethiopian passport 5. Not interested in return to Ethiopia 6. Other (specify) 7. Not enough information Total	0 1 0 0 0 0 0 1	0 100.0 0 .0 .0 .0 .0 100.0
K13_3_I	First reason for not participating in Ethiopian foreign-currency bank account	1. Too expensive/Cannot afford 2. Not interested 3. Do not want to support the current government 4. Have Ethiopian passport 5. Not interested in return to Ethiopia 6. Other (specify) 7. Not enough information Total	12 54 0 4 5 13 0 88	13.6 61.4 .0 4.5 5.7 14.8 .0 100.0
K13_3_II	Second reason for not participating in Ethiopian foreign-currency bank account	1. Too expensive/Cannot afford 2. Not interested 3. Do not want to support the current government 4. Have Ethiopian passport 5. Not interested in return to Ethiopia	0 2 0 0 0	0 66.7 .0 .0 .0

Variable name	Variable Label	Answer Categories	Frequency	Percent
		6. Other (specify)	1	33.3
		7. Not enough information	0	.0
		Total	3	100.0
K13_3_III	Third reason for not participating in Ethiopian foreign-currency bank account	1. Too expensive/Cannot afford	0	0
		2. Not interested	1	100.0
		3. Do not want to support the current government	0	.0
		4. Have Ethiopian passport	0	.0
		5. Not interested in return to Ethiopia	0	.0
		6. Other (specify)	0	.0
		7. Not enough information	0	.0
		Total	1	100.0
K13_3_IV	Fourth reason for not participating in Ethiopian foreign-currency bank account	1. Too expensive/Cannot afford	0	0
		2. Not interested	2	100.0
		3. Do not want to support the current government	0	.0
		4. Have Ethiopian passport	0	.0
		5. Not interested in return to Ethiopia	0	.0
		6. Other (specify)	0	.0
		7. Not enough information	0	.0
		Total	2	100.0
K13_4_I	First reason for not participating in Ethiopian Diaspora Day	1. Too expensive/Cannot afford	0	0
		2. Not interested	49	72.1
		3. Do not want to support the current government	1	1.5
		4. Have Ethiopian passport	0	.0
		5. Not interested in return to Ethiopia	2	2.9
		6. Other (specify)	16	23.5
		7. Not enough information	0	.0
		Total	68	100.0
K13_4_II	Second reason for not participating in Ethiopian Diaspora Day	1. Too expensive/Cannot afford	0	0
		2. Not interested	2	66.7
		3. Do not want to support the current government	0	0
		4. Have Ethiopian passport	1	33.3
		5. Not interested in return to Ethiopia	0	.0
		6. Other (specify)	0	.0
		7. Not enough information	0	.0
		Total	3	100.0
K13_4_III	Third reason for not	1. Too expensive/Cannot afford	0	0

Variable name	Variable Label	Answer Categories	Frequency	Percent	
	participating in Ethiopian Diaspora Day	2. Not interested 3. Do not want to support the current government 4. Have Ethiopian passport 5. Not interested in return to Ethiopia 6. Other (specify) 7. Not enough information Total	1 0 0 0 0 0 1	100.0 .0 .0 .0 .0 .0 100	
K13_4_IV	Fourth reason for not participating in Ethiopian Diaspora Day	1. Too expensive/Cannot afford 2. Not interested 3. Do not want to support the current government 4. Have Ethiopian passport 5. Not interested in return to Ethiopia 6. Other (specify) 7. Not enough information Total	0 2 0 0 0 0 0 2	0 100.0 0 .0 .0 .0 .0 100.0	
K13_4_Other	Other reason for not	String Variable			
K13_5_I	First reason for not participating in government investment incentives	1. Too expensive/Cannot afford 2. Not interested 3. Do not want to support the current government 4. Have Ethiopian passport 5. Not interested in return to Ethiopia 6. Other (specify) 7. Not enough information Total	15 47 4 3 2 20 0 91	16.5 51.6 4.4 3.3 2.2 22.0 .0 100.0	
K13_5_II	Second reason for not participating in government investment incentives	1. Too expensive/Cannot afford 2. Not interested 3. Do not want to support the current government 4. Have Ethiopian passport 5. Not interested in return to Ethiopia 6. Other (specify) 7. Not enough information Total	1 4 0 0 0 2 0 7	14.3 57.1 0 .0 .0 28.6 .0 100.0	
K13_5_III	Third reason for not participating in government investment incentives	1. Too expensive/Cannot afford 2. Not interested 3. Do not want to support the current government 4. Have Ethiopian passport	0 1 0 0	.0 100.0 0 .0	

Variable name	Variable Label	Answer Categories	Frequency	Percent
		5. Not interested in return to Ethiopia	0	.0
		6. Other (specify)	0	.0
		7. Not enough information	0	.0
		Total	1	100.0
K13_5_IV	Fourth reason for not participating in government investment incentives	1. Too expensive/Cannot afford	0	0
		2. Not interested	2	66.7
		3. Do not want to support the current government	0	0
		4. Have Ethiopian passport	0	.0
		5. Not interested in return to Ethiopia	0	.0
		6. Other (specify)	1	33.3
		7. Not enough information	0	.0
		Total	3	100.0
K13_5_Other	Other reason for not	String Variable		
L. MIGRATION AND DEVELOPMENT VALUES AND PREFERENCES				
L1_1	Extent of agreement: Only men should make decisions about spending	1. Completely disagree	498	49.5
		2. Disagree	338	33.6
		3. Neutral	65	6.5
		4. Agree	80	7.9
		5. Completely agree	26	2.6
		Total	1007	100.0
L1_2	Extent of agreement: Only women should take responsibility for the household	1. Completely disagree	442	43.8
		2. Disagree	317	31.4
		3. Neutral	92	9.1
		4. Agree	117	11.6
		5. Completely agree	40	4.0
		Total	1008	100.0
L1_3	Extent of agreement: Only men should be responsible for earning income	1. Completely disagree	423	42.0
		2. Disagree	323	32.1
		3. Neutral	77	7.6
		4. Agree	137	13.6
		5. Completely agree	47	4.7
		Total	1007	100.0
L1_4	Extent of agreement: Education is more important for boys than	1. Completely disagree	741	73.5
		2. Disagree	209	20.7

Variable name	Variable Label	Answer Categories	Frequency	Percent
	girls	3. Neutral 4. Agree 5. Completely agree Total	14 20 24 1008	1.4 2.0 2.4 100.0
L2	General extent of trust in people	0 1 2 3 4	22 23 42 61 84	2.2 2.3 4.2 6.1 8.4
		5 6 7 8 9 10 Total	224 192 178 111 34 25 996	22.5 19.3 17.9 11.1 3.4 2.5 100.0
L3_1	Perception of "wrong"ness of divorce	1. Always wrong 2. Mostly wrong 3. Wrong in some cases 4. Never wrong Total	115 210 506 114 945	12.2 22.2 53.5 12.1 100.0
L3_2	Perception of "wrong"ness of homosexuality	1. Always wrong 2. Mostly wrong 3. Wrong in some cases 4. Never wrong Total	535 90 102 135 862	62.1 10.4 11.8 15.7 100.0
L4	Perception of effect of emigration on life in country of origin	1. Very positively 2. Positively 3. Neutral 4. Negatively 5. Very negatively Total	27 255 367 243 19 911	3.0 28.0 40.3 26.7 2.1 100.0
L5	Reason for perception	- Both positive and negative impacts. Brain drain	1 14 20 63	.2 2.6 3.8 11.8

Variable name	Variable Label	Answer Categories	Frequency	Percent	
		Brain drain and chain migration	1	.2	
		Brain drain and loss of rich people	1	.2	
		Brain drain and social remittances	1	.2	
		Brain drain and the origin country is left to extremists	4	.8	
		Brain drain, dependency on remittances, chain migration	1	.2	
		Brain waste	3	.6	
		Care drain	2	.4	
		Chain migration and difficulties of migration process	1	.2	
		Chain migration and loss of labor force	1	.2	
		Circular migration	1	.2	
		Conflict in the origin country	1	.2	
		Consumption in origin country during vacation	1	.2	
		Contribution to change by political and economic influence	1	.2	
		Contribution to change by political influence	2	.4	
		Cultural and economic impacts	1	.2	
		Cultural exchange	3	.6	
		Cultural exchange, remittances and brain drain	1	.2	
		Declining population in origin country	9	1.7	
		Decreases unemployment in origin country	2	.4	
		Decreases unemployment in origin country, remittances and	1	.2	
		Different reasons to migrate	1	.2	
		Don't know	12	2.3	
		Economic growth and development	18	3.4	
		Economic growth and development, negative impact on	1	.2	
		Economic growth and development, support family	1	.2	
		Economic growth and knowledge transfer	1	.2	
		Economic growth and negative psychological impact	1	.2	
		Economic growth depends on remittances and knowledge	1	.2	
		Economic growth in destination country	1	.2	
		Economic security	2	.4	
		Financial independence	1	.2	
		Foreign currency and human capital	1	.2	
		Gaining prestige	2	.4	
		Gives a wrong picture about the destination country	2	.4	
		Good for holidays	1	.2	
		Good for the country, but not for the families left behind	1	.2	
		Help people in origin country	19	3.6	
		Help people in origin country and brain drain	2	.4	
		Help people in origin country and rebuild country	1	.2	
		Help people in origin country, investments	2	.4	
		Help people in origin country, remittances	1	.2	

Variable name	Variable Label	Answer Categories	Frequency	Percent	
		Help people in origin country, remittances and moral support	1	.2	
		Help people in origin country, remittances, education	1	.2	
		Help people in origin country, return migration and rebuild	1	.2	
		Holidays spent in origin country	1	.2	
		Integration problems	1	.2	
		Investment and vacation in origin country	1	.2	
		Investment in origin country	6	1.1	
		It depends	32	6.0	
		knowledge transfer	1	.2	
		Knowledge transfer	19	3.6	
		Knowledge transfer and brain drain	1	.2	
		Knowledge transfer and change in attitudes	1	.2	
		Knowledge transfer and negative psychological impacts	1	.2	
		Knowledge transfer and return migration	1	.2	
		Knowledge transfer, investment , remittances for education	1	.2	
		Less responsibility for the government	2	.4	
		Little contact with origin country	1	.2	
		Little impact	3	.6	
		Little impact since few people left	1	.2	
		Loss of labor force	1	.2	
		Loss of labor force and brain drain	6	1.1	
		Loss of labor force and investment in origin country	1	.2	
		Loss of labor force and remittances	2	.4	
		Loss of labor force for rebuilding the origin country	2	.4	
		Loss of labor force in origin country	18	3.4	
		Loss of labor force, brain drain and brain waste	1	.2	
		Loss of labor force, identity crisis and remittances	1	.2	
		Loss of public spending invested in migrants' education	1	.2	
		Migrants are better off economically, but worse off	1	.2	
		Migrants cannot return although they want to	1	.2	
		Migrants do not help the origin country	3	.6	
		Migrants do not return	1	.2	
		Migrants help rebuild the country	1	.2	
		Migration creates wrong perception about origin country	4	.8	
		Migration due to political reasons	4	.8	
		Money spent during vacation	1	.2	
		More effective than development aid	1	.2	
		More opportunities and income, negative impact of social	1	.2	
		More opportunities in destination country	9	1.7	
		More opportunities in destination country, positive impact on	1	.2	
		Negative and positive impact of social remittances on	1	.2	

Variable name	Variable Label	Answer Categories	Frequency	Percent	
		Negative impact of chain migration	6	1.1	
		Negative impact of social remittances	2	.4	
		Negative impact on economic growth	1	.2	
		Negative impact on economic growth and society	4	.8	
		Negative impact on society	1	.2	
		Negative psychological impact	8	1.5	
		Negative psychological impact, safety in destination country	1	.2	
		New experience in destination country	3	.6	
		New skills, remittances and brain drain	1	.2	
		No answer	1	.2	
		No impact	20	3.8	
		No impact on the country. Migration only benefits the	1	.2	
		No opportunities in origin country	1	.2	
		Nobody wants to emigrate in the origin country	1	.2	
		People should stay and help rebuild the country	8	1.5	
		Positive impact	5	.9	
		Positive impact of chain migration	1	.2	
		Positive impact of influx of foreign currency	1	.2	
		Positive impact of influx of foreign currency, brain brain	1	.2	
		Positive impact of return migration	3	.6	
		Positive impact on both origin and destination countries	1	.2	
		Positive only when migrants return	2	.4	
		Re-integration difficulties in origin country	1	.2	
		Remittances	32	6.0	
		Remittances (investment with employment multiplier effects,	1	.2	
		Remittances and brain drain	18	3.4	
		Remittances and education in destination country	1	.2	
		Remittances and frequent visits	1	.2	
		Remittances and invesment in origin country	6	1.1	
		Remittances and knowledge transfer	14	2.6	
		Remittances and loss of labor force	1	.2	
		Remittances and rebuild the origin country	1	.2	
		Remittances and return migration	1	.2	
		Remittances and wrong picture about the life in destination	1	.2	
		Remittances andthe country is left to extremists	1	.2	
		Remittances are not efficient in absence of training	1	.2	
		Remittances used for education	3	.6	
		Remittances, brain drain and inflation	1	.2	
		Remittances, knowledge transfer and brain drain	5	.9	
		Remittances, knowledge transfer and investment	1	.2	
		Remittances, loss of labor force and brain drain	1	.2	

Variable name	Variable Label	Answer Categories	Frequency	Percent
		Return migration	1	.2
		Rich people left the country	4	.8
		Safety in the destination country	3	.6
		Support family	1	.2
		Support family and economic growth	1	.2
		Support family and knowledge transfer	1	.2
		Support family and loss of labor force	1	.2
		Support family, brain drain, loss of labor force	1	.2
		The country is left to extremists	5	.9
		When migrants return, they will be killed for money	2	.4
		Wrong perception about life in destination country	2	.4
		Wrong perception about migrants	1	.2
		Total	533	100.0
L6	Perception of effect of immigration on life in country of origin	1. Very positively	37	4.2
		2. Positively	410	46.7
		3. Neutral	355	40.4
		4. Negatively	67	7.6
		5. Very negatively	9	1.0
		Total	878	100.0
L7	Reason for perception	-	3172	84.2
		??	29	.8
		Afghanistan has little to offer	1	.0
		Afghanistan will profit them	1	.0
		Bad for economy and rebuilding	1	.0
		Bad for population density and development	1	.0
		Bad Intentions and Power Struggles	1	.0
		Benefit family and invest	1	.0
		Benefit Society unless they are not doing well	1	.0
		Better View of Life	1	.0
		Both Good and Bad Culture comes in	1	.0
		Both Positive and Negative	15	.4
		Both Positive and Negative; Investments	1	.0
		Brain Drain	2	.1
		Bring Education and Experience	1	.0
		Bring Education and Wealth	1	.0
		Bring Experience, Skills and Foreign Exchange	1	.0
		Bring Experiences	2	.1
		Bring Experiences and money	1	.0
		Bring Goods	1	.0

Variable name	Variable Label	Answer Categories	Frequency	Percent	
		Bring Help	5	.1	
		Bring Ideas	2	.1	
		Bring International Experience	2	.1	
		Difficult Question	1	.0	
		Difficult to adjust	2	.1	
		Don't Know	7	.2	
		Economic and Religion Benefits	1	.0	
		Educated migrants benefit country	1	.0	
		Educated Migrants Impact Education in the Country	1	.0	
		Educated Migrants Negatively Impact Education of Natives	1	.0	
		Employment but decreases wages	1	.0	
		Empowerment, Experience Sharing and Investments	1	.0	
		entrepreneurship	1	.0	
		Migrants are burden on Government	3	.1	
		Everyone should stay in their own country	1	.0	
		Experience and Education	1	.0	
		Few Migrants	3	.1	
		Financial and Political	1	.0	
		Financial Support	4	.1	
		Foreign Exchange leading to Development	1	.0	
		Freedom	1	.0	
		Give Positive Image of Holland	1	.0	
		Good Example of Peaceful Living	1	.0	
		Good examples and good intentions	1	.0	
		Good for Development if Skilled	1	.0	
		Good for Economic Development	1	.0	
		Good for Economy and Knowledge Transfer	2	.1	
		Good for Employment	1	.0	
		Good for Infrastructure	2	.1	
		Good for Social, Economic and Culture Values	1	.0	
		Good for the Economy	35	.9	
		Good for the Economy and Human Resource	1	.0	
		Good for the Economy and job Creation	2	.1	
		Good for the Economy and Security	1	.0	
		Good for the Economy and Tourism	1	.0	
		Good for the Economy (Investments) and family support	1	.0	
		Good for Work	1	.0	
		Good if bring money	1	.0	
		Good if they work	1	.0	
		Good Workers	1	.0	
		Happy if people come to Afghanistan	1	.0	

Variable name	Variable Label	Answer Categories	Frequency	Percent
		Hard Workees	1	.0
		Help	3	.1
		Help Educating	1	.0
		Help for family and economy	2	.1
		Human Capital	1	.0
		I don't think they are welcome	1	.0
		If people leave they cannot help rebuilding	1	.0
		In Wartime it is Different to Now	1	.0
		Increase Cost of Living	1	.0
		Increase Cost of Living and Unemployment	1	.0
		Increase in Population Density	1	.0
		Insufficient Language Skills	1	.0
		Invest and new work culture	1	.0
		Invest and Skilled Workers	1	.0
		Invest but do not train people	1	.0
		Investment	38	1.0
		Investment and Capacity Building	1	.0
		Investment and Cultural Mix	2	.1
		Investment and Education but also bad behaviour	1	.0
		Investment and Good for Economy	2	.1
		Investment and Job Creation	6	.2
		Investment and Job Creation but Increase Cost of Living	1	.0
		Investment and more Consumption	2	.1
		Investment and New Skills	1	.0
		Investment and Refugees	1	.0
		Investment and Resources but Cultural Mix	1	.0
		Investment but Cultural Mix	1	.0
		Investment, Education and Knowledge	1	.0
		Investment, Knowledge and Skills	1	.0
		Investment, Knowledge and Skills but Cultural Problems	1	.0
		Investment, Knowledge Transfer and Foreign Income	1	.0
		Investment: Business	2	.1
		Investment: Education	1	.0
		Investments and Cultural Diversity	1	.0
		Investments and Knowledge Transfer	2	.1
		Investments and Knowledge Transfer but Cultural Mix	1	.0
		Investments, Foreign Exchange and the Potential for Change	1	.0
		Investments, Knowledge Exchange but Lack of Integration	1	.0
		It depends	7	.2
		It Depends on how people react	1	.0
		It Depends on Many Factors	6	.2

Variable name	Variable Label	Answer Categories	Frequency	Percent	
		It Depends on Migrants' Capital	1	.0	
		It depends on the Community	1	.0	
		It Depends on the Context	2	.1	
		It Depends on the Country	1	.0	
		It Depends on the Economic Situation in Both Countries	1	.0	
		It Depends on the Individual	17	.5	
		It Depends on the Individual but Increased Knowledge	1	.0	
		It Depends on the Individual, but if business, no effect	1	.0	
		It Depends on the Individual's Education	1	.0	
		It depends on Skills, Knowledge and Economic Status	1	.0	
		It Depends on the Migrant Group	1	.0	
		It is a very hospitable country	1	.0	
		It is Not Safe	1	.0	
		Knowledge	3	.1	
		Knowledge and Investment	5	.1	
		Knowledge and Money Transfer	10	.3	
		Knowledge and Money Transfer and Cultural Differences	2	.1	
		Knowledge and Money Transfer but Cultural Mix	1	.0	
		Knowledge and New Skills	5	.1	
		Knowledge Exchange	1	.0	
		Knowledge for Development	1	.0	
		Knowledge Transfer	12	.3	
		Knowledge Transfer and Labour Supply	1	.0	
		Knowledge Transfer but Cultural Conflict	2	.1	
		Knowledge, Education and Money Transfer	1	.0	
		Knowledge, Technology and Money Transfer	1	.0	
		Labour Supply	3	.1	
		Lack of Facilities in Origin Countries	1	.0	
		Little Effect	4	.1	
		Loss of income	1	.0	
		Loss of Intellectuals	1	.0	
		Loss of Intellectuals and money	2	.1	
		Low chances for personal Development	1	.0	
		Low Skilled Labour	1	.0	
		Make Money	1	.0	
		May bring change	1	.0	
		Migrants take advantage of the country	4	.1	
		Money	2	.1	
		Money and Work Opportunities	1	.0	
		Money but competition for Resources	1	.0	
		Money but cultural mix	1	.0	

Variable name	Variable Label	Answer Categories	Frequency	Percent
		More Educated	1	.0
		More exposure, respect for work and change in Attitudes	1	.0
		More Help	2	.1
		More Knowledge about Money	1	.0
		More Knowledge than Natives	3	.1
		More Poverty	1	.0
		More Skills and Money	1	.0
		The minority that have resources can positively contribute	1	.0
		Most Migrants do little	1	.0
		New Experiences	1	.0
		New Ideas	10	.3
		New Ideas and Foreign Currency	1	.0
		New Ideas and Perspectives	1	.0
		New Ideas can be both good and bad	1	.0
		New Ideas for Development	3	.1
		New Skills	1	.0
		New skills and culture	1	.0
		Nice Atmosphere	1	.0
		No Answer	79	2.1
		No Effect	16	.4
		No Migrants	9	.2
		No more trust in the UN	1	.0
		Noone goes back if they do not want to	1	.0
		Not always an effect	1	.0
		Organisations do good work	1	.0
		Part of Economy	1	.0
		People can become jealous	1	.0
		Population Growth causes problems	5	.1
		Positive if have money, negative if poor	1	.0
		Positive image of Morocco	1	.0
		Provide False Hope to Others	1	.0
		Rebuilding	16	.4
		Remittance and investment	1	.0
		Remittances	2	.1
		Retired people cannot help	1	.0
		Return of Skills	2	.1
		Security	6	.2
		Skill Transfer	1	.0
		Skill Transfer but Cultural Deterioration	1	.0
		Skill Transfer but others exploit and create problems	1	.0
		Skilled Workers	2	.1

Variable name	Variable Label	Answer Categories	Frequency	Percent	
		Skilled Workers and Labour Supply	1	.0	
		Skilled Workers and Money	1	.0	
		Skilled Workers and Money for Investment	1	.0	
		Skilled Workers, Technology and Knowledge Transfer	1	.0	
		Some Invest, some are a burden	1	.0	
		Some Invest, Some Spend on Pleasure	1	.0	
		Some work hard, others do not	1	.0	
		Take native jobs	1	.0	
		Technology and Knowledge Transfer	1	.0	
		Technology and Money Transfer	1	.0	
		Technology Transfer	2	.1	
		There is still War	1	.0	
		They are also refugees and know what it is like	1	.0	
		They are not welcome	1	.0	
		They do not consider Afghan values	1	.0	
		They get involved	1	.0	
		They have to start again	1	.0	
		They hope they can do something goo for the country	1	.0	
		They just live their own life	2	.1	
		They mostly do not care about the development of Burundi	1	.0	
		They open the eyes of those that stayed behind	1	.0	
		They should go back to use their skills	1	.0	
		They Shouldn't Move There	3	.1	
		Those who go to Ethiopian may be from poorer countries	1	.0	
		Those who leave can help others get visas	1	.0	
		Unemployment	1	.0	
		Unspecified Influence	2	.1	
		Unspecified Negative Influence	1	.0	
		Unspecified Positive Influence	1	.0	
		We hope for influence from abroad	1	.0	
		Without migrants country left to fundamentalisms	1	.0	
		Work	3	.1	
		Work and bring new ideas	1	.0	
		Work Experience	1	.0	
		Work which makes country prosperous	1	.0	
		Worse Life for Migrants	1	.0	
		With people that have the same culture and understand you	1	.0	
		Total	3767	100.0	
L8	Perception of effect of	1. Very positively	44	4.9	

Variable name	Variable Label	Answer Categories	Frequency	Percent
	immigration on life in the Netherlands	2. Positively	369	41.0
		3. Neutral	336	37.3
		4. Negatively	45	5.0
		5. Very negatively	2	.2
		Total	900	100.0
L9	Reason for perception	-	3167	84.1
		??	15	.4
		Access to Education	1	.0
		Adapt Well	1	.0
		Adapt Well and Contribute	1	.0
		Bad for Economy	1	.0
		Better place to Educate Children and for Future Life	1	.0
		Both Positive and Negative	24	.6
		Depends on Perception	1	.0
		Helps Economy but Children Have Nothing to do	1	.0
		Helps Economy but some just want to profit	1	.0
		Problem Youth and lack of Parental Control	1	.0
		Good if Productive, Bad otherwise	1	.0
		Good if Skilled, Bad if Unskilled	1	.0
		Good if Work, Bad Otherwise	2	.1
		Good Long Term, Bad Short Term	1	.0
		Labour Supply if Residence Permit Granted; Crime if Not	1	.0
		Most are Good People but some are Criminals	1	.0
		Positive if Adjust and Learn Language; Negative if Exploit	1	.0
		Brain Waste	3	.1
		Bring Skills	1	.0
		Build Future	1	.0
		Build Infrastructure	1	.0
		Cause Many Problems	4	.1
		Causes Unemployment	3	.1
		Causes Unemployment and Crime	1	.0
		Change is Good	1	.0
		Cheap Labour	19	.5
		Cheap Labour and Bring Skills	3	.1
		Cheap Labour and Culture Diversity	1	.0
		Cheap Labour and Population Growth	1	.0
		Cheap Labour and Reduce Social problems	1	.0
		Cheap Labour, Knowledge Transfer, Cultural Exchange	1	.0
		Cheap Labour Supply but Have to Share Resource	11	.3




Variable name	Variable Label	Answer Categories	Frequency	Percent	
		Cheap Labour but Have to Share Resources and Tax Burden	1	.0	
		Cheap Labour Supply but Population Pressure	1	.0	
		Cheap International Labour but have to share resources	1	.0	
		Children of Migrants help Old Dutch people	1	.0	
		Children of Migrants Important for Future	1	.0	
		Colourful	1	.0	
		Contribute to Development	2	.1	
		Contribute to the Country	4	.1	
		Contribute to the Economy	10	.3	
		Contributions Increase over Time	1	.0	
		Costs Money	5	.1	
		Costly and Conflict but Labour Supply and Knowledge	1	.0	
		Crowding out, Competition and decreased living standards	1	.0	
		Crowding out, Conflict	1	.0	
		Cultural & Economic Effects on NL	1	.0	
		Cultural and Knowledge Exchange	1	.0	
		Cultural Assimilation	1	.0	
		Cultural Diversity	25	.7	
		Cultural Diversity and Economic Contributions	2	.1	
		Cultural Diversity and Skills	1	.0	
		Cultural Diversity but large groups cause negative outcomes	1	.0	
		Cultural Diversity but too many Workers	1	.0	
		Cultural Diversity Good Unless Isolated	1	.0	
		Cultural Enrichment	9	.2	
		Cultural Enrichment and Contribute to the Country	1	.0	
		Cultural Enrichment, Low skilled jobs taken by migrants	1	.0	
		Cultural Exchange	11	.3	
		Cultural Exchange but also Conflict	1	.0	
		Dependent on State	1	.0	
		Depends on Many Factors	14	.4	
		Depends on Migrant Group	2	.1	
		Depends on one's own opinion	1	.0	
		Depends on Policy	1	.0	
		Depends on the Community	1	.0	
		Depends on the Person	16	.4	
		Depends on the Person but mostly positive	1	.0	
		Depends on the person's contribution	2	.1	
		Depends on the Person's desire to integrate	1	.0	
		Depends on the person's reason to migrate	2	.1	
		Depends on the Situation	2	.1	
		Depends on whether the person is economically active	1	.0	

Variable name	Variable Label	Answer Categories	Frequency	Percent	
		Depends on whether the person is dependent on the state	1	.0	
		Development	1	.0	
		Difficult for Migrants	2	.1	
		Diversity	13	.3	
		Don't Know	12	.3	
		Dutch not happy to have migrants	3	.1	
		Dutch People Becoming more Open-Minded	1	.0	
		Dutch people can learn from them	1	.0	
		Dutch people can learn from them but costly if unemployed	1	.0	
		Economic Burden	4	.1	
		Economic Burden and Cultures Mixed	1	.0	
		Economic Burden, Cultural Conflict and Competition	1	.0	
		Economic Contributions	1	.0	
		Economic Contributions and Live a good life together	1	.0	
		Economic Contributions but Overcrowd Services	1	.0	
		Economic Impulse	1	.0	
		Everyone has Clear Rights	1	.0	
		Everyone Pays for Themselves	1	.0	
		Everyone Should Stay in Their Own Country	2	.1	
		Everything Is Well Organised	1	.0	
		Financial Support	1	.0	
		First Generation Work but Subsequent Generations Less So	1	.0	
		Good Behaviour	2	.1	
		Good for Development if Employed	1	.0	
		Good for Economy	18	.5	
		Good for Economy and Society	5	.1	
		Good for Economy but Bad for Crime	1	.0	
		Good for Economy but Downsides	2	.1	
		Good for Economy but Require More Help	1	.0	
		Good for Economy if Educated	1	.0	
		Good for Economy if Employed	1	.0	
		Good for Employment	2	.1	
		Good for Society	1	.0	
		Good Safety, Policy and Rules	1	.0	
		Good Students	1	.0	
		Good Workers	4	.1	
		Hard Workers	12	.3	
		Hard Workers, Contribute to the Country	2	.1	
		Highly Integrated	1	.0	
		Human Capital	4	.1	
		Increases Unemployment	1	.0	

Variable name	Variable Label	Answer Categories	Frequency	Percent	
		Increases Unemployment and Population Growth	2	.1	
		Integration Failures	3	.1	
		It brings positive changes.	1	.0	
		It is a Different World	1	.0	
		it is difficult	1	.0	
		Job Competition, Cultural Conflict and Less Integration	1	.0	
		Knowledge Exchange	12	.3	
		Knowledge Exchange and Cultural Diversity	2	.1	
		Knowledge Exchange but costs/resource burden	1	.0	
		Labour force after integration and younger population	1	.0	
		Labour Supply	45	1.2	
		Labour Supply and Cultural Diversity	5	.1	
		Labour Supply and Cultural Enrichment	2	.1	
		Labour Supply and Cultural Exchange	4	.1	
		Labour Supply and Cultural Exchange and pay Taxes	2	.1	
		Labour Supply and Hard Workers	1	.0	
		Labour supply and knowledge transfer	8	.2	
		Labour supply and knowledge transfer but cultural conflict	1	.0	
		Labour Supply and More Taxes	3	.1	
		Labour Supply and Taxes Despite Problems eg Terrorism	1	.0	
		Labour supply and Multicultural Society	2	.1	
		Labour Supply and remedy against low birth rates	1	.0	
		Labour supply and UN income	1	.0	
		Labour Supply but Both Positive and Negative Culturally	1	.0	
		Labour Supply but Competition	1	.0	
		Labour Supply but Competition and Cultural Conflict	1	.0	
		Labour Supply but Costly Benefits for those who do not	1	.0	
		Labour supply but problems	1	.0	
		Labour Supply but Problems: Social and Cultural Integration	1	.0	
		Labour supply but problems with young people	1	.0	
		Labour Supply but Share Resources	1	.0	
		Labour supply but take jobs from locals	1	.0	
		Labour Supply for scarce sectors	1	.0	
		Labour Supply Particularly in Specific Sectors	1	.0	
		Labour supply particularly in unwanted jobs	9	.2	
		Labour supply particularly in unwanted jobs, SMEs	1	.0	
		Labour supply in unwanted jobs but some irresponsible	1	.0	
		Labour Supply, and bring skills but burden on government	1	.0	
		Labour Supply, Knowledge Transfer and Cultural Exchange	1	.0	
		Learning from one Another	5	.1	
		Little Contribution	1	.0	

Variable name	Variable Label	Answer Categories	Frequency	Percent	
		Little Effect	9	.2	
		Live a Good Life Together	2	.1	
		Minorities	1	.0	
		More Crime	1	.0	
		Most People Don't Care	1	.0	
		Mostly do well in Society	1	.0	
		Multicultural	13	.3	
		Negative Behaviour to get Money	1	.0	
		New Ideas	1	.0	
		New skills	1	.0	
		No Answer	2	.1	
		No Effect	7	.2	
		No Experience	1	.0	
		No Opinion	2	.1	
		No opportunities/Discrimination	1	.0	
		Not all Adjust	1	.0	
		Pay Taxes	5	.1	
		Pay taxes and cultural exchange	1	.0	
		Pay Taxes and Insurance	1	.0	
		People use Freedom to Live Together	1	.0	
		Political, Cultural Enrichment and Economic Development	1	.0	
		Politicians Label Migrants as Bad	1	.0	
		Poor Living Conditions for migrants	1	.0	
		Positive effect	1	.0	
		Positive effect on Culture	2	.1	
		Positive if they Participate in Society	1	.0	
		Positive if they work	4	.1	
		Positive if they work and are law abiding	2	.1	
		Positive if they work, negative if criminals	1	.0	
		Positively Dominated by Dutch	1	.0	
		Problems with Youth but bad Government Responce	1	.0	
		Share Resources	4	.1	
		Safety	1	.0	
		Skilled Labour and Cultural Exchange	1	.0	
		Skilled Labour and Knowledge Exchange	1	.0	
		Skilled Labour Supply	5	.1	
		Skilled Labour Supply and Contribute to Economy	1	.0	
		Skilled Labour Supply and Cultural Diversity	3	.1	
		Skilled Labour Supply but Competition and Possible Burden	1	.0	
		Small Population so Little Effect	2	.1	
		Some contribute to society, other's damage it	5	.1	

Variable name	Variable Label	Answer Categories	Frequency	Percent	
		Stimulate Economy	2	.1	
		Stimulate the economy and pay taxes	1	.0	
		Stress due to Cultural Differences	1	.0	
		Take jobs from Natives	2	.1	
		The Dutch would not manage without working migrants	2	.1	
		The Netherlands is Rich and can take care of Newcomers	1	.0	
		they say stupid things and insult people	1	.0	
		Unnecessary Labour Supply, Burden, Culture Shock	1	.0	
		Wealthy Afghans have not returned	1	.0	
		Well Integrated	1	.0	
		Well Integrated and Welcome	1	.0	
		Work and Contribute	1	.0	
		Work and Invest	1	.0	
		Work and Pay Taxes	5	.1	
		Young Workers good for Old Society and Cultural Diversity	1	.0	
		Total	3767	100.0	

Variable name	Variable Label	Answer Categories	Frequency	Percent
<div> <div>THE NETERLANDS</div> <div>Household Codebook</div> <div>Migration and Development: A World in Motion</div> <div>Maastricht Graduate School of Governance,</div> <div>Maastricht University</div> </div> <div> <div>CONTACT INFORMATION:</div> <div>Maastricht Graduate School of Governance</div> <div>Migration and Development Project</div> <div>P.O. Box 616, 6200MD Maastricht, The Netherlands</div> <div>Phone: + 31 43 388 4650 Fax: + 31 43 388 4864</div> <div>E-mail: migration-mgsog@maastrichtuniversity.nl</div> </div>				
<div>  <div>Ministry of Foreign Affairs of the Netherlands</div> </div> <div>  <div>Maastricht University</div> </div> <div>  </div>				